

Bente Leiknes Thorsen  
The making of  
Cello concerto in 3,5 movements

2017

---

Written to Tanja Orning

Commisioned by Oslo Sinfonietta  
with support from Arts Council Norway





# INSTRUMENTATION

---

Piccolo / Bass Flute  
Bass clarinet in Bb

Trumpet in C  
Trombone

Percussion 1: [I: Tam-tam, tenor drum] [II/III: cymbal, slapstick, bowl of lego]  
Percussion 2: [I: Bass Drum, wood block, sand paper blocks, cymbal]  
[II/III: crotales, vibraphone, ratchet, bankebrett, bowl of lego]

Piano / Sampler

Solo Cello

Violin I  
Violin II  
Viola  
Violoncello  
Double Bass



## EXTRA MATERIAL

---

- All (except soloist): Bowl with lego, extra bowl, party flute
- Fl/Cl/Trp/Trb/Perk 1&2/Pno: music box
- Fl/Cl/Trp/Trb: Rubber mallet
- Trombone: In movement I the F valve should be filled with water in order to produce a rumbling sound.
- Trumpet: In movement I: a bucket of water to play in (place bell in water)
- Piano: MIDI keyboard, computer w/ Ableton Live or other playback program, speakers (placed so sound blends w/sinfonietta)  
2 e-bows, metal object, casset tape, jug/bottle of water and bowl to pour into.
- Strings (not soloist): metal practise mute

# SET UP AND ROOM PLAN

---

## MOVEMENT 0

It is preferred that a concert starts with this piece. When the doors opens to the audience two "pre-concert-installations" is going on, and the audience should be free to move around and listen before finding their seat.

### - installation Strings -

On stage with metal rehearsal mutes the strings act out a concert-like situation with a bare minimum of sound.

### - installation Lullabys -

Flute, Clarinet, Trumpet, Trombone, Percussion 1 and 2, Piano and Conductor have a small station each with a music box that plays a lullaby, a toy megaphone and a hand embroidered pillow speaker connected to an ipod or similar.

## MOVEMENT 1

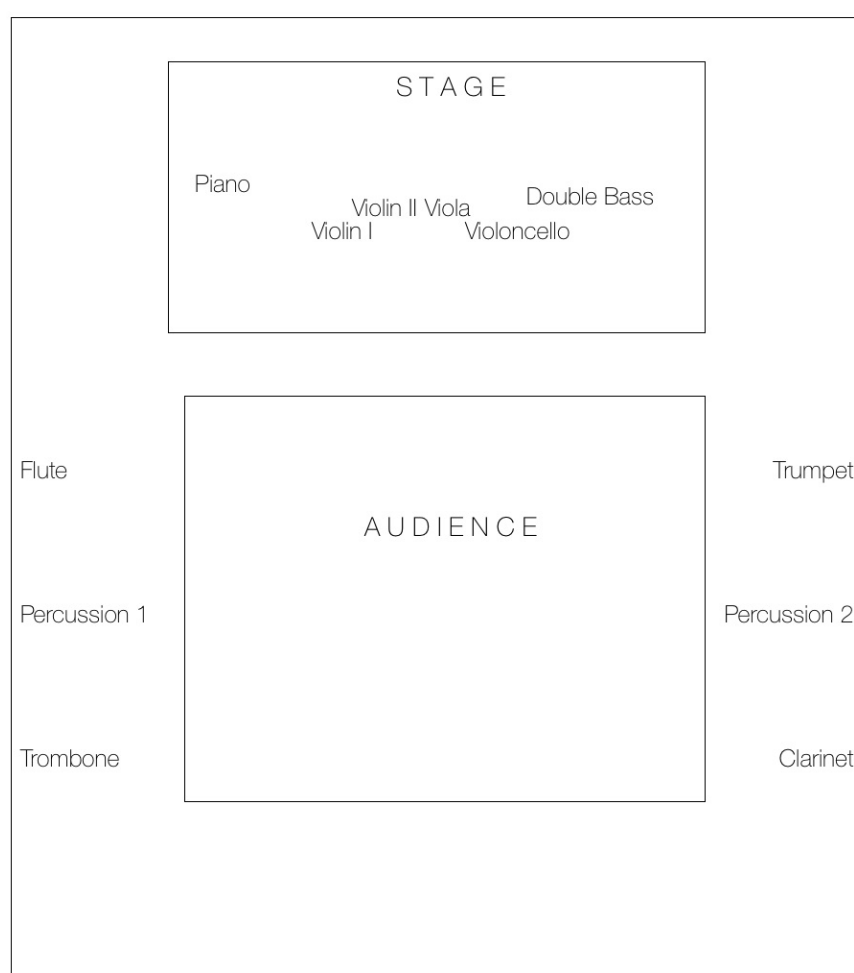
The first movement starts with Flute, Clarinet, Trumpet, Trombone, Percussion 1 and 2 still around the audience. See overview for placements. They should be able to see the conductor. Towards the end of the movement the musicians move to their seat on the stage (Fl, cl, trp, trb behind strings, perc 1&2 in the back)

## MOVEMENT 2

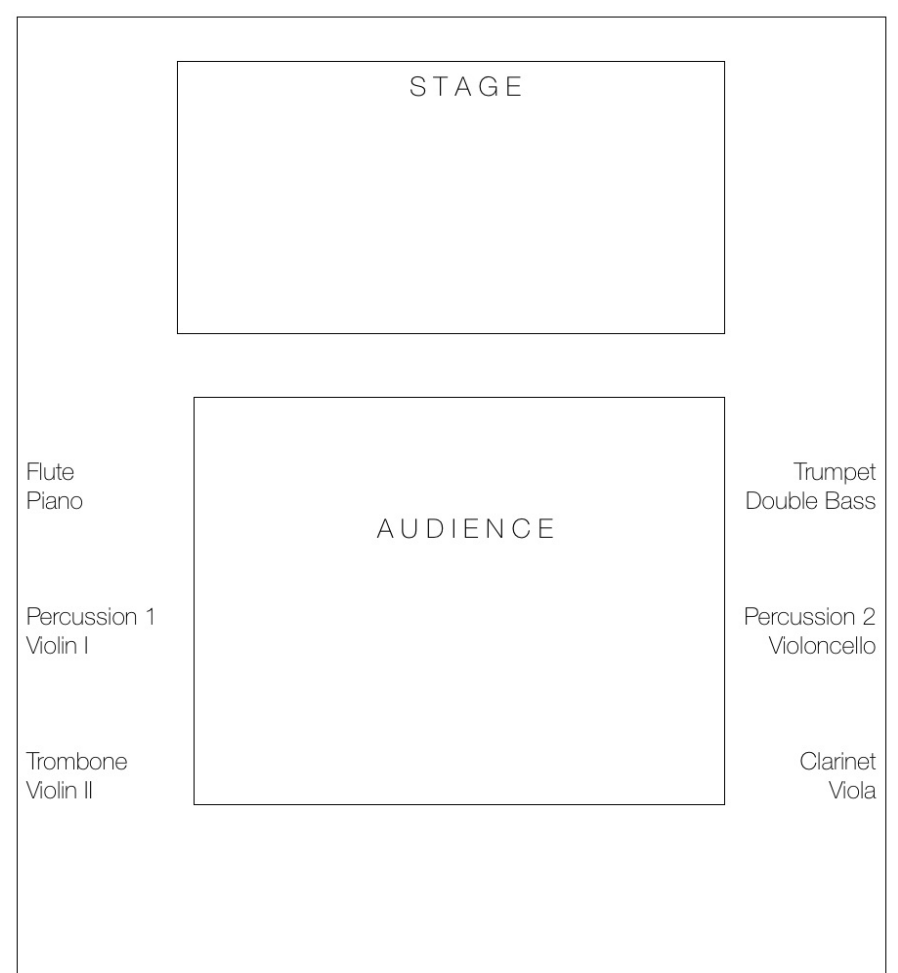
No special circumstances

## MOVEMENT 3

In the end of the movement the musicians move out of the stage to specified placement around the audience, see overview 2




1



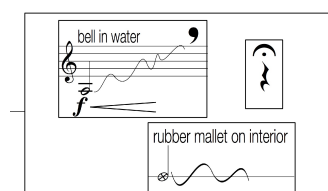
2

# NOTATION

## GENERAL



repeat material in box for as long as indicated by the black line



choose from material in the box (order, how long on each material, repetitions)

## VOICE AND OTHER NON-INSTRUMENTAL SOUNDS

lip sound: p(a) / p(i) etc: press lips together like producing a p, release to make a popping sound (vowel in parenthesis is not heard but shows how the mouth should be formed)

breathe: breathing with a little restinace to make a more audible sound

sigh and yawn: as realistic as possible, but fake it if impossible (yawn) to do when told.

## PLAY LEGO

dip hand: carefully dip hand in lego bowl to make just a little noise

lego searching: swirl hand i bowl like you are looking for a certain brick - resultant sound should be loud and annoying

## FLUTE/CLARINET/ TRUMPET/TROMBONE

flz.



flutter tongue



jet whistle


M



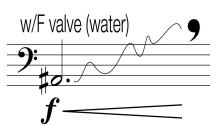
multiphonic: Make a multiphonic of your choice with one or more of suggested tones and dynamic



air and sound: an airie tone quality with some pitch



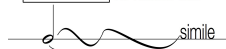
bell in water: place bell in bucket to produce a rumbling sound, ad lib upwards pitch movement



use F-valve (that is filled with water) in order to make rumbling sound. Be sure not to use valve in other instances.

## PERCUSSION

TAM-TAM w/ rubber ball



drag rubber ball over instrument to make an unstable powerful sound

## PIANO

inside



hit strings inside with palm of hand cluster on indicated notes

8<sup>th</sup> ... 11<sup>th</sup>

silently depressed notes

sfz sfz

loud pedal shifts

pour

pour water into bucket



tie cassette tape to the designated notes, hold the tape straight and rub finger over to get a rumbling sound

+

damp string w/finger

e-bows: try to make sound on so many pitches as possible, it takes a while to get it going.

# NOTATION (continued)

## STRINGS

### ABBREVIATIONS

s.t. sul tasto  
 s.t. ex sul tasto extreme  
 s.p. sul ponticello  
 s.p. ex sul ponticello extreme

clb col legno battuto (no hair)  
 pizz pizzicato

 a little extra pressure, with pitch

 crush; a lot of extra pressure, no pitch


 bartok pizzicato

 pizzicato on dampend strings to make a percussive sound

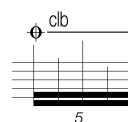
 highest pitch possible

 "brush" string with bow ; tilt bow towards and away from you with a movement in the wrist

 move bow in a circle motion

clb  
 d.s.  
 clb dead stroke: a col legno battuto where the bow doesn't bounce up again, but stays on the string for a more muffled sound

 windshield movement: stroke bow up and down (akkording to arrows) a muffled string to make an white noise sound in a windshield looking movement (no pitch)

clb  
 col legno battuto on dampende strings, vary bow placement to produce different pitches

 bow on side of the bridge (to produce a white noise)

# THE MAKING OF

Cello concerto in 3,5 movements

## ZERO : LULLABIES&DISTANT PRACTISE

Bente Leiknes Thorsen

MUSIC BOX

varry speed ad lib

MUSIC BOX

varry speed ad lib

MUSIC BOX

varry speed ad lib

MUSIC BOX

varry speed ad lib

MUSIC BOX

varry speed ad lib

MUSIC BOX

varry speed ad lib

MUSIC BOX

varry speed ad lib

MUSIC BOX

varry speed ad lib

Violoncello solo

individual tempi and number of repetitions  
pause between each fragment

rehearsal mute

rep x times

rep x times

rep x times

rep x times

rep x times

rep x times

rep x times

when the final fragment is repeated x times,  
continue with the previous fragment and work your  
way back to the first one

mute off

Violin 1

Violin 2

Viola

Violoncello

Double Bass

*NB*  
noter  
This music is copyright protected

# ONE : INSIDE/OUTSIDE

with 5 feeble attempts

**♩ = ca 60**  
**(rubato ad lib soloist)**  
(Jet whistle)

B. Fl. *f* *ff* *f* *ff* *f* *ff*

B. Cl. M *ff* M M

C Tpt. *f* *fz.*

Tbn. *f* *fz.*

Perc. 1 TAM-TAM w/ rubber ball *f* simile

Perc. 2 BASS DRUM w/ rubber ball *f* simile

Tape

Pno. *ff* *ff* *f*

Vc. solo *f* *ff* *f* *mf*

Vin. 1 *f* *mf* pizz

Vin. 2 *f* *mf* pizz

Vla. *f* *mf* pizz

Vc. *f* simile

Db. *f* simile



5

B. Fl. *f* *ff* *f* *ff*

B. Cl. M M

C. Tpt.

Tbn.

Perc. 1 simile

Perc. 2 simile

Tape

Phn. *f* *f*

Vc. solo s.d. sul C *f* *mp* *f* Sul G (III [5+12+7])

Vln. 1 *f* *mf* pizz

Vln. 2 *f* *mf* pizz

Vla. *f* *mf* pizz

Vc. *f* *f* simile

Db. *f* *f* simile

NB noter  
This music is copyright protected

FIRST ATTEMPT: H1

1

♩ = ca 60



4/4

3/4

B. Fl.

B. Cl.

C Tpt.

Tbn.

Perc. 1

Perc. 2

Tape

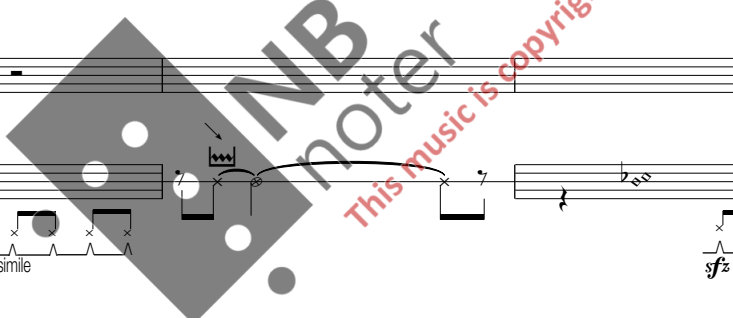
"café noise"

Pho.

*f*

*sfz sfz simile*

*sfz sfz sfz*



Vc. solo

*mp*

*f*

*pp*

*mf*<sup>5</sup>

*mp*

*s.p.*

light and airy

calm and steady

gradually diminish the intervals and increase speed

ord

1

♩ = ca 60



4/4

3/4

Vln. 1

arco

*pp*

*ff*

*mf*

+lip sound: p(a)

+lip sound approx: p(a) p(e) p(i) p(a)

Vln. 2

arco

*pp*

*mf*

irregular strokes

irregular swells

+lip sound: p(a)

+lip sound approx: p(e) p(i) p(o)

Vla.

pizz

*mp*

*mf*

irregular strokes

irregular swells

+lip sound: p(a)

+lip sound approx: p(e) p(o) p(a) p(i)

Vc.

sul C

battuto

*mf*

irregular swells

battuto

+lip sound approx: p(e) p(o) p(i) p(a)

Db.

*ff*

*mf*

irregular swells

battuto

*pp*

14  $\frac{3}{4}$  senza misura, cello solo

B. Fl.

B. Cl.

C Tpt.

Tbn.

Perc. 1

Perc. 2

Tape

car

Pno.

breathe out  
h(a)

quasi cadenza, introverted (like practising)

(sul A) sul D sul G

Vc. solo

Vin. 1

arco ord → m → ord simile\*  
mf < ff >

breathe out  
h(a)

Vin. 2

arco ord → m → ord simile\*  
mf < ff >

breathe out  
h(a)

Vla.

arco ord → m → ord simile\*  
mf < ff >

breathe out  
h(a)

Vc.


arco ord → m → ord simile\*  
mf < ff >

breathe out  
h(a)

Db.

arco ord → m → ord simile\*  
ff

breathe out  
h(a)



\* irregular and individual swells and transitions

B. Fl.

B. Cl.

C Tpt.

Tbn.

Perc. 1

Perc. 2

Tape

Pno.

Vc. solo

Vin. 1

Vin. 2

Vla.

Vc.

Db.

pre-concert-ritual

car

sul C

approx 10 sek quick action on the C-string

Stretch/raise up/make yourself ready for "a concert"

SEATING (make yourself comfortable)

\*TUNING\* IV-string scratch

arco ord → m → ord simile \*

*mf* < *ff* >

\*TUNING\* IV-string scratch

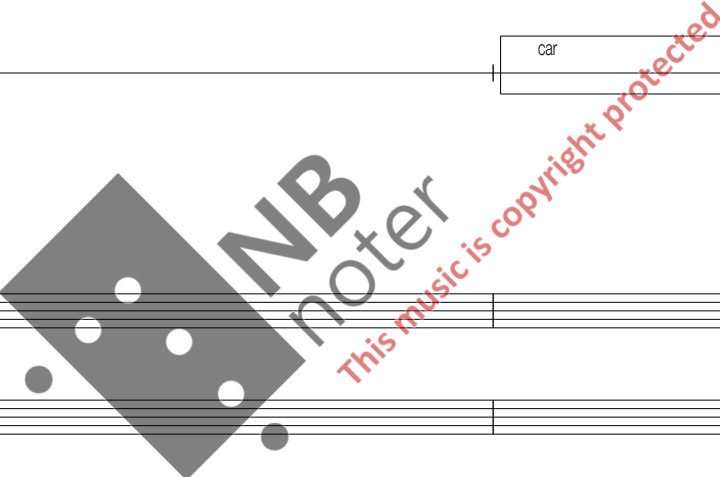
\*TUNING\* IV-string scratch

\*TUNING\* IV-string scratch

\*TUNING\* IV-string scratch

\*TUNING\* IV-string scratch

*ff*



\* irregular and individual swells and transitions

18  $\frac{4}{4}$  breathe through instrument

B. Fl. *in:f* *ff* out:sh *in:f* *ff* *mp < ff > simile irr swells* *out:sh* *ff*

B. Cl. breathe through instrument *in:f* *ff* out:sh *in:f* *ff* *irr swells simile* *out:sh* *ff*

C. Tpt. breathe through instrument *in:f* *ff* out:sh *in:f* *ff* *irr swells simile* *out:sh* *ff* *small irr lip bends ad lib*

Tbn. breathe through instrument *in:f* *ff* out:sh *in:f* *ff* *irr swells simile* *out:sh* *ff* *small irr gliss ad lib*

Perc. 1 TAM-TAM w/ rubber ball *mf* *f* *irr swells simile*

Perc. 2 w/ rubber ball BASS DRUM *mf* *f* *irr swells simile* TENOR DRUM WOOD BLOCK *mf*

Tape

Pho. *f* *8vb* *inside*

Vc. solo SUL C Intens and solistic *f* *mp* *mp* *f*

Vin. 1  $\frac{4}{4}$  arco *mp*

Vin. 2 arco *mp*

Vla. arco *mp*

Vc. arco *mp*

Db. irregular transitions *f* *ord* *mp* *ff*

**NB noter**  
This music is copyright protected

23

B. Fl. in: f out: sh

B. Cl. in: f out: sh

C Tpt.

Tbn. fz.

Perc. 1

Perc. 2

Tape

Pno. (s)

Vc. solo *f mp mp f*

Vin. 1

Vin. 2

Vla.

Vc.

Db. ord *p*

28

rep x times ad lib (min 3)

2/4 3/4

B. Fl. breathe through instrument in mp out in

B. Cl. breathe through instrument in mp out in

C Tpt. breathe through instrument in mp out in

Tbn. breathe through instrument in mp out in

Perc. 1 TENOR DRUM p breathe in mp out in

Perc. 2 SAND PAPER BLOCKS p breathe in mp out in

Tape beer opening

Pho. breathe in mp out in

Vc. solo CADENZA I - on the C-string- (Haydn ad lib) Cadenza ending *f*

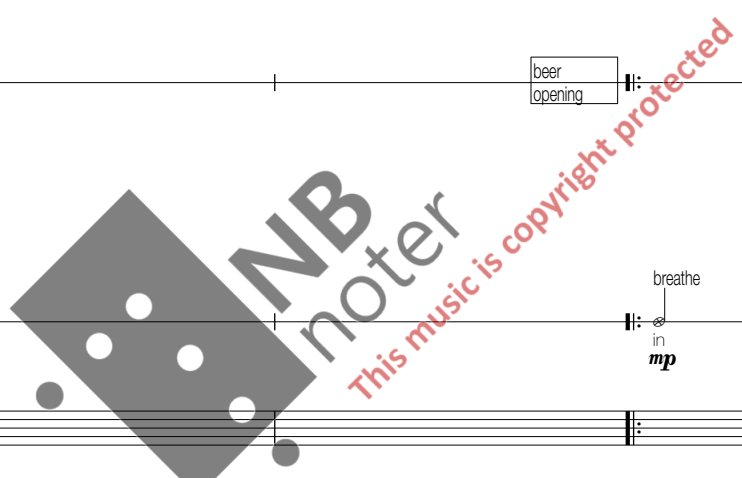
Vin. 1 *f* only every 2. time *p* bow and breathe in mp out in

Vin. 2 *f* bow and breathe in mp out in

Vla. *f* bow and breathe in mp out in

Vc. *f* bow and breathe in mp out in

Db. pizz bow and breathe in mp out in



2

SECOND ATTEMPT: H2

33 3/4 4 2/4

Tape: alarm clock water metallic sounds

Pno. *f* *mf*

Vc. solo *mf* *mf* *mp*

Vln. 1 *pp* *mp* *mf* *ff* *mf* *mf < ff >*

Vln. 2 *pp* *mp* *mf* *ff* *mf* *mf < ff >*

Vla. *f* *mf* *mf* *mf < ff >*

Vc. *f* *mf* *mf* *mf < ff >*

Db. *f* *mf* *mf* *ff*

Annotations: arco, pizz, stomp with feet, lip sound: p(a) z(a) p(e), clb, ord, ord simile, s.p.ex

senza misura, cello solo

37 breathe out

Pno. h(a)

Vc. solo *p* *mf* *f* *mf* *mf*

Vln. 1 breathe out h(a)

Vln. 2 breathe out h(a)

Vla. breathe out h(a)

Vc. breathe out h(a)

Db. breathe out h(a)

Annotations: quasi cadenza, introverted (like practising), gliss w/ every repetition (keep interval), triumphant, s.p.ex, ord



senza misura, cello solo "inside"

B. Fl.

B. Cl.

C Tpt.

Tbn.

Perc. 1

Perc. 2

Tape

Pho.

Vc. solo

Vln. 1

Vln. 2

Vla.

Vc.

Db.

rubber mallet on interior

irregular transitions between air and pitch

simile

ff (sing an irregular gliss down/up)

rubber mallet on interior

bell in water

w/F valve (water)

rubber mallet on interior

TAM-TAM w/ rubber ball

TENOR DRUM w/ rubber ball

BASS DRUM w/ rubber ball

CYMBAL stroke

f

ff

irr swells

mf

f

simile

simile

f

ff

irr swells

mf

f

simile

quasi gliss tr

quasi gliss tr

quasi gliss tr

arco

p

gliss w/ every repetition (keep interval)

mf

f

triumphant

s.t.

mf

sync start w/ vln II & vla. individual speed of gliss

s.t.

mf

sync start w/ vln I & vla. individual speed of gliss

s.t.

mf

sync start w/ vln I & II. individual speed of gliss

pizz

mf

in sync w/ cb

ff

simile

pizz

mf

in sync w/ vlc

ff

simile

**NB** noter

This music is copyright protected

10"

pre-concert-ritual

B. Fl.

B. Cl.

C Tpt.

Tbn.

Perc. 1

Perc. 2

Tape

Pno.

Vc. solo

Vin. 1

Vin. 2

Vla.

Vc.

Db.

s.p.ex

mf

grd

arco

p

SEATING (make yourself comfortable)

bow on notestand

bow on notestand

bow on notestand

bow on notestand

bow on notestand

bow on notestand

*NB noter*

*This music is copyright protected*

42  $\frac{4}{4}$

Vc. solo *mf*

Vin. 1 *p* *m*

Vin. 2 *mp* *mp* *p*

Vla. *mp* *mp* *p* *p*

Vc. *mp* *mp* *p*

Db. pizz *mf*

47

Vc. solo

Vin. 1 l.h. pizz *pp* *f* *mp* *f*

Vin. 2 l.h. pizz *pp* *f* *mp* *f*


Vla. l.h. pizz *pp* *f* *mp* *f*

Vc. l.h. pizz *pp* *f* *mp* *f*

Db. l.h. pizz *pp* *f* *mp* *f*

CADENZA II  
- flageollets -  
(Haydn ad lib)

Cadenza ending



51  $\frac{4}{4}$

B. Fl.

B. Cl.

C Tpt.

Tbn.

Perc. 1

Perc. 2

Tape

Pno.

Vc. solo

Vin. 1

Vin. 2

Vla.

Vc.

Db.

breath through instrument

in

out

*mp*

rep x times ad lib (min 3)

$\frac{2}{4}$

bar noise /champagne popping

TENOR DRUM

SAND PAPER BLOCKS

bar noise /champagne popping

knock on body of instrument

ball

bow and breathe

↑

↓

in

out

*mp*

arco s.p.

*f*

*p*

ord

pizz

only every 2. time

knock on body of instrument

*mp*

*p*

*mp*

THIRD ATTEMPT: E

3

accel.

a tempo

4/4

3/4

4/4

7/8

55

B. Fl. breathe through instrument  
in:f **mp** out:sh **mf** in:f **f**  
irregular transitions between air and pitch  
simile  
**ff** (sing an irregular gliss down/up)

B. Cl. breathe through instrument  
in:f **mp** out:sh **mf** in:f **f**  
M M M  
**ff** **ff**

C Tpt. breathe through instrument  
in:f **mp** out:sh **mf** in:f **f** out:sh **ff**  
flz. small irr lip bends ad lib  
**ff** irr swells simile

Tbn. breathe through instrument  
in:f **mp** out:sh **mf** in:f **f** out:sh **ff**  
flz. w/F valve (water) small irr gliss ad lib  
**ff** irr swells simile

Perc. 1 TENOR DRUM **f**

Perc. 2 BASS DRUM **f** w/ rubber ball **f** < **ff** > simile

Tape alarm clock shower sounds

Pho. **mp** **ff** 15<sup>ma</sup> inside w/brush **mp**

Vc. solo sul D **mp** (|| [5+12+7]) **f** pizz

Vln. 1 arco ord. light **mp** 8<sup>ma</sup> 1 loco 8<sup>ma</sup> 1 loco **f** sigh h(a) **f** pizz **mf** 3  
accel. 3/4 a tempo 4/4 irregular bowing **mf** 7/8

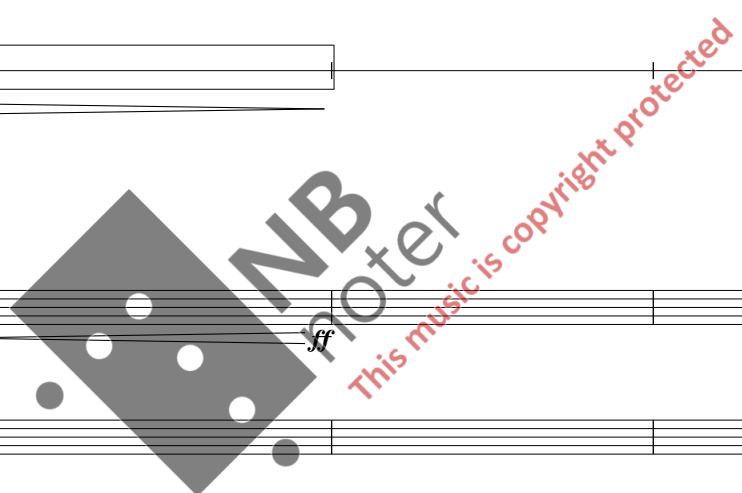
Vln. 2 arco ord **pp** **mp** **f** sigh h(a) **f** pizz **mf** irregular strokes **ff** **mf** < > irregular swells

Vla. arco **pp** **mp** **f** sigh h(a) **f** left hand tap **mp** irregular strokes **mf** < > irregular swells

Vc. arco **f** **mp** **f** sigh h(a) **f** pizz **f** irregular bowing **mf**

Db. **p** **mp** **f** sigh h(a) **f** battuto sul E **f** irregular swells **mf**

yawn yawn yawn yawn



60

B. Fl. breathe through instrument  
in:f **f** out:sh in:f out:sh

B. Cl. breathe through instrument  
in:f **ff** out:sh in:f out:sh

C Tpt. breathe through instrument  
in:f **f** out:sh in:f out:sh

Tbn. breathe through instrument  
in:f **f** out:sh in:f out:sh

Perc. 1 TAM-TAM w/ rubber ball  
**f** **ff** **f** simile

Perc. 2

Tape radio sounds

Pno. pick/hit w/ metal object  
**mp**

Vc. solo **mf** **mp** arco, light

Vln. 1 **mp** +lip sound approx: p(a) p(e) p(i) p(a) p(a) z(a) p(e)

Vln. 2 **mp** +lip sound approx: p(e) p(i) p(o) p(e) z(a) p(i)

Vla. **mp** +lip sound approx: p(e) p(o) p(a) p(i) p(e) p(o) z(a)

Vc. **mp** +lip sound approx: p(e) p(o) p(i) p(a) z(a) p(e) p(o)

Db. **mp** **pp** z(a) p(e) p(o)

7/8 3/4 4/4 3/4

**NB** noter  
This music is copyright protected

64 *senza misura, approx 15"* ↓ *senza misura, cello solo* 4  
4

B. Fl.

B. Cl.

C Tpt.

Tbn.

Perc. 1

Perc. 2

Tape

Pho.

Vc. solo

Vin. 1

Vin. 2

Vla.

Vc.

Db.

*transport sounds*

*quasi cadenza, introverted (like practising)*

*quicker and more furious, smaller intervals*

*sul D*

*(II [5+12+7])*

*(III [3+11+8])*

*arco ord s.p. → m → ord s.p. simile\**

*mf < ff >*

*arco ord s.p. → m → ord s.p. simile\**

*mf < ff >*

*arco ord s.p. → m → ord s.p. simile\**

*mf < ff >*

*arco ord s.p. → m → ord simile\**

*mf < ff >*

*arco ord s.p. → m → ord s.p. simile\**

*mf < ff >*

*arco ord s.p. → m → ord s.p. simile\**

*mf < ff >*

NB  
noter  
This music is copyright protected

\* irregular and individual swells and transitions

67  $\text{♩} = 90$   $\frac{4}{4}$   $\frac{2}{4}$   $\text{GP}$   $\frac{4}{4} \text{♩} = 60$   $\frac{2}{4}$   $\frac{5}{4}$

B. Fl.  $\text{in } mp$  breathe through instrument

B. Cl.  $\text{in } mp$  breathe through instrument

C. Tpt.  $\text{in } mp$  breathe through instrument

Tbn.  $\text{in } mp$  breathe through instrument

Perc. 1  $p$  TENOR DRUM breathe  $\text{in } mp$

Perc. 2  $p$  SAND PAPER BLOCKS breathe  $\text{in } mp$

Tape

Pno.  $\text{in } mp$  breathe

Vc. solo *f* *s.p.* *p* CADENZA III - Short, fast and furious (Elgar ad lib) end of cadenza: sul D (III [3+11+8])

Vln. 1  $\text{pp}$   $\text{in } mp$  bow and breathe

Vln. 2  $\text{pp}$   $\text{in } mp$  bow and breathe

Vla.  $\text{p}$   $\text{in } mp$  bow and breathe

Vc.  $\text{fp}$   $\text{in } mp$  bow and breathe

Db.  $\text{fp}$   $\text{in } mp$  bow and breathe

**NB**  
noter  
This music is copyright protected



FOURTH ATTEMPT: D

4

5  
4

senza misura, cello solo

72

B. Fl.

B. Cl.


C Tpt.

Tbn.

Perc. 1

Perc. 2

Tape alarm clock



Pno.

*mf*

Vc. solo

*f*

quasi cadenza, introverted (like practising) ord → s.p.ex

slow

frenzy

*p*

*f*

4

5  
4

Vln. 1

arco ord

*p*

*mf*

*f*

*p*

Vln. 2

pizz

*mf*

arco

*f*

Vla.

pizz

*mf*

arco

*f*

Vc.

pizz

*mf*

arco

*f*

Db.

arco

*f*

↓ senza misura, approx 15" pre-concert-ritual

B. Fl. breathe through instrument in:f **ff** (in sync with cl/brass/perc) out:sh

B. Cl. breathe through instrument in:f **ff** (in sync with fl/brass/perc) out:sh

C Tpt. breathe through instrument in:f **ff** (in sync with fl/cl/trb/perc) out:sh

Tbn. breathe through instrument in:f **ff** (in sync with fl/cl/trp/perc) out:sh

Perc. 1 TENOR DRUM w/ brush **ff** (in sync with fl/cl/brass) TAM-TAM w/ rubber ball simile **f**

Perc. 2 BASS DRUM w/ brush **ff** (in sync with fl/cl/brass) w/ rubber ball simile **f**

Tape

Pho.

Vc. solo **ff** (II [7+10+13+3]) sul D (III [3+8+13+5]) sul G Stretch/raise up/make yourself ready for concert SEATING (make yourself comfortable) "TUNING" ord. tuning (a) **pp**

Vin. 1 bow on notestand "TUNING" ord. tuning (a) **pp**

Vin. 2 bow on notestand "TUNING" ord. tuning (a) **pp**

Vla. bow on notestand "TUNING" ord. tuning (a) **pp**

Vc. bow on notestand "TUNING" ord. tuning (a) **pp**

Db. bow on notestand "TUNING" ord. tuning (a) **pp**

75

4/4  $\text{♩} = 54$

B. Fl.

B. Cl.

C Tpt.

Tbn.

Perc. 1

Perc. 2

Tape

Pho.

Vc. solo

*f* *ff* *mp* *f* *ff* sul C ord s.p.ex

$\text{♩} = 54$  4/4

Vln. 1 s.p.ex s.t.ex s.p.ex

Vln. 2 s.p.ex s.t.ex s.p.ex

Vla. s.p.ex s.t.ex s.p.ex

Vc. s.p.ex s.t.ex s.p.ex

Db. *pp*

80

B. Fl.

B. Cl.

C Tpt.

Tbn.

Perc. 1

Perc. 2

Tape

Pno.

Vc. solo

*pp* sul D (II [7+10+13+3])

*pp* sul G (III [3+8+13+5])

*pp* sul D (II [3+8+13+5])

*pp* sul C (IV [5+12+7])

CADENZA IV  
- slow and forceful-  
(Dvorak ad lib)

Cadenza ending

Vln. 1

Vln. 2

Vla.

Vc.

Db.

*pp*

*pp*

*pp*

*pp*

*pp*

34

84  $\text{♩} = 60$

B. Fl.  $\frac{3}{4}$   $\frac{2}{4}$  breathe through instrument in **mp** out rep x times ad lib (min 3)  $\frac{2}{4}$  in

B. Cl. breathe through instrument in **mp** out in

C Tpt. breathe through instrument in **mp** out in

Tbn. breathe through instrument in **mp** out in

Perc. 1 TENOR DRUM **p** in

Perc. 2 SAND PAPER BLOCKS **p** in **mp** out

Tape beer opening + bar noise

Pno. breathe in **mp** out in

Vc. solo ord

Vln. 1  $\text{♩} = 60$   $\frac{3}{4}$  s.p. **f**  $\frac{2}{4}$  **p** only every 2. time **p**  $\frac{2}{4}$  bow and breathe in **mp**

Vln. 2 s.p. **f**  $\frac{2}{4}$  **p** bow and breathe in **mp** out in

Vla. PARTY FLUTE **f**  $\frac{2}{4}$  **p** bow and breathe in **mp** out in

Vc. pizz **mp**  $\frac{2}{4}$  **p** bow and breathe in **mp** out in

Db. knock on body of instrument **mp**  $\frac{2}{4}$  **p** bow and breathe in **mp** out in

FIFTH ATTEMPT: B

5

5/4

4/4

88

B. Fl. (Jet whistle) *f* *ff*

B. Cl. *mf* *f*

C. Tpt. *mf* *mf*

Tbn. w/F valve (water) *mf* *mf*

Perc. 1 TAM TAM w/rubber ball *mf* *f* simile

Perc. 2 BASS DRUM *mf* *mf*

Tape

Pho. *f* *sfz* simile *ff* *sfz sfz sfz*

Vc. solo *mp* *ff* *mf* *mp* *mf* *ff*

Vin. 1 arco ord *pp* *ff* *ff* *mf* *ff* +lip sound: p(a) 5

Vin. 2 arco ord *pp* *ff* *mp* irregular strokes irregular swells *mf* *ff* +lip sound: p(a) 5

Vla. pizz *mf* *ff* *mf* irregular strokes irregular swells *mf* *ff* +lip sound: p(a) 6

Vc. sul C battuto *mf* arco *ff* battuto irregular swells *mf* *ff* *mf* battuto 3

Db. *ff* arco *ff* *ff* *mf* battuto 3

**NB noter**  
This music is copyright protected

92

B. Fl.  $\frac{3}{4}$   $\frac{4}{4}$  PICCOLO

B. Cl.  $\frac{3}{4}$   $\frac{4}{4}$

C. Tpt. lip bend

Tbn.  $\frac{3}{4}$   $\frac{4}{4}$

Perc. 1  $\frac{3}{4}$   $\frac{4}{4}$

Perc. 2  $\frac{3}{4}$   $\frac{4}{4}$

Tape

Pho.  $\frac{3}{4}$   $\frac{4}{4}$

Vc. solo *pp* *mf* *ff* *mf* *ff* *f* *ff*  
*slower and slower, gradually more pressure* *triumphant* *ord* *sul C* *ord*

Vln. 1  $\frac{3}{4}$   $\frac{4}{4}$   
*p(a)* *p(e)* *p(l)* *p(a)* *mf* *ff* *mf* *f*

Vln. 2  $\frac{3}{4}$   $\frac{4}{4}$   
*p(e)* *p(l)* *p(o)* *mf* *ff* *mf* *mf*

Vla.  $\frac{3}{4}$   $\frac{4}{4}$   
*5 p(e)* *p(o)* *6 p(a)* *p(l)* *mf* *ff* *mf* *f*

Vc.  $\frac{3}{4}$   $\frac{4}{4}$   
*p(e)* *p(o)* *5 p(l)* *3 p(a)* *5 mf* *ff* *mf* *mf*

Db. *arco ord.* *pp* *mf* *ff* *mf* *mf*

**NB** noter *This music is copyright protected*

97

Picc. *f*

B. Cl. *f* *ff* *ff* *ff*

C Tpt. *f* *f* *f* *f*

Tbn. *f* *f* *f* *f*

Perc. 1 TENOR DRUM w/ rubber ball *f* simile *f* *f*

Perc. 2 *f* *f* *ff* *ff*

Tape

Pno. *f* *f* *f* *ff*  
w/ double operams

Vc. solo *ord* *p* *mf* *ff* *mf* *ff* *mf* *ff* *mf* *<ff* *mf*

Vln. 1 *f* *f* *f* *f*

Vln. 2 *mf* *f* *f* *f*

Vla. *f* *f* *ff* *ff*

Vc. *f* *f* *f* *f*

Db. *f* *f* *f* *ff*



This music is copyright protected



102

Picc. *f* *f* *f* *f*

B. Cl. *ff* *ff* *ff* *ff*

C Tpt. *f* *f* *f* *f*

Tbn. *f* *ff* *f* *f*

Perc. 1 *f* *ff* *f* *ff*

Perc. 2 *ff* *ff* *ff* *ff*

Tape

Pno. *ff* *ff* *ff* *ff*

Vc. solo *ff* *mf* *ff* *mf* *ff* *f* *ff* *f*

Vin. 1 *f* *f* *f* *f*

Vin. 2 *f* *f* *f* *f*

Vla. *ff* *ff* *ff* *ff*

Vc. *f* *f* *f* *f*

Db. *ff* *ff* *ff* *ff*

Annotations: move to the scene while playing, rep until all is seated, accel., ord, higher start of gliss w/each rep, 6, 3

107

Picc. *f* *ff* *ff* *ff*

B. Cl. *ff* *ff* *ff* *ff*

C Tpt. *f* *f* *ff* *ff*

Tbn. *ff* *ff* *ff* *ff*

Perc. 1 *ff* *ff* *ff* *ff*

Perc. 2 *ff* *ff* *ff* *ff*

Tape

Pno. *ff* *ff* *ff* *ff*

Vc. solo *ff* *f* *ff* *f* *ff* *f* *ff* *f*

Vin. 1 *ff* *ff* *ff* *ff*

Vin. 2 *ff* *ff* *ff* *ff*

Vla. *ff* *ff* *ff* *ff*

Vc. *f* *f* *f* *ff*

Db. *ff* *ff* *ff* *ff*

*s.p.* irr rapid bow changes

*ord*

*(sul C)*

111

noise cadenza

2

+ voice (ad lib pitch)

attaca movement 2

Picc. *ff* *ff* *ff* *mf* *ff* *p* *fff*

B. Cl. *ff* *ff* *ff* *mf* *ff* *p* *fff*

C. Tpt. *ff* *ff* *ff* *mf* *ff* *p* *fff*

Tbn. *ff* *ff* *ff* *mf* *ff* *p* *fff*

Perc. 1 *ff* *ff* *ff* *mf* *ff* *p* *fff*

Perc. 2 *ff* *ff* *ff* *mf* *ff* *p* *fff*

Tape

Pno. *ff* *ff* *ff* *mf* *ff* *p* *fff*

Vc. solo *ff* *f* *ff* *ff* *mf* *ff* *ff* *p* *fff*

Vin. 1 *ff* *ff* *ff* *mf* *ff* *p* *fff*

Vin. 2 *ff* *ff* *ff* *mf* *ff* *p* *fff*

Via. *ff* *ff* *ff* *mf* *ff* *p* *fff*

Vc. *ff* *ff* *ff* *mf* *ff* *p* *fff*

Db. *ff* *ff* *ff* *mf* *ff* *p* *fff*

ord

ord

ord

Crazy noise cadenza, very physical (and quite short)

Roar (urbrolet)

Roar (urbrolet)

Roar (urbrolet)


Roar (urbrolet)

Roar (urbrolet)

Roar (urbrolet)

Roar (urbrolet)

Roar (urbrolet)



# TWO : DO YOU HEAR ME

**7**  $\text{♩} = 90$  **7/8** **4/4** **5/4** **5/8** **4/4** **2/4**

Picc. *mf* *mp* *pp* *mp*

B. Cl. *pp*

C Tpt. *pp* (mute)

Tbn. *pp* (mute)

Perc. 1 **CYMBAL** scrape w/ tip of drum stick *f*

Perc. 2 **CROTALES** w/bow *mf* l.v.

Pno. *mf* e-bow(s)

Vc. solo *mf* **ESPRESSIVO** (soothing; with warmth)

Vin. 1 *f* *f* *f* *f*  $\text{♩} = 90$  **7/8** **4/4** **5/4** **5/8** **4/4** **2/4** *s.p.*

Vin. 2 *mf* *mf* *f* *f*

Vla. *f* *f* *f* *f* *ord. s.p.*

Vc. *f* *f* *f* *f* *ord. s.p.*

Db. *f* *sul E*

6 **2** **3** **5** **4** **2**  
4 4 4 4 4

Picc. *mp* *pp* **BASS FLUTE** *pp*

B. Cl. *pp*

C Tpt. *pp*

Tbn. *pp*

Perc. 1 *f* *f* *f*

Perc. 2

Pno.

Vc. solo *mf* *f* *mf*

Vin. 1 *f* *ff* *f*

Vin. 2 *ord* *f* *ff* *f*

Vla. *ord s.p.* *f* *ff* *f*

Vc. *f* *mf* *mp*

Db. *mf*

12

Picc. **PICCOLO**

B. Cl.

C Tpt.

Tbn.

Perc. 1

Perc. 2 **VIBRAPHONE**  
w/ bow

Tape

Pho.

Vc. solo

Vln. 1 *ord. s.p.*

Vln. 2 *ord. s.p.*

Vla. *s.t.*

Vc. *ord. s.p.*

Db. *sul E*

*This music is copyright protected*

2/4 7/8 2/4 3/4 5/8 2/4 5/8 2/4

*p mp > mp p mf*

*f f f f f*

*mf fpp*

*mf f*

*f*

*f*

*f*

20

2/4 3/4 7/8 3/4 7/8 2/4 5/4

Picc. *mp* *mf*

B. Cl.

C Tpt.

Tbn.

Perc. 1 *f* *ff* *f*

Perc. 2 CROTALES w/ bow VIBRAPHONE w/ bow CROTALES w/ bow

Tape

Pho.

Vc. solo *mp* *f* *p* *f* *mp*

Vln. 1 *mf* *f* *ff*

Vln. 2 ord s.p. *mf* *f* *ff*

Vla. *mf* *f* *ff* ord s.p. *f*

Vc. *mp* *f* *ff* *f*

Db. *mp*

**NB**  
 noter  
 This music is copyright protected

27

Picc. 5/4 4/4 2/4 3/4 5/8 4/4

B. Cl.

C Tpt.

Tbn.

Perc. 1 f f f

Perc. 2

Tape

Pho.

Vc. solo sul C mf

Vin. 1 5/4 4/4 2/4 3/4 5/8 4/4

Vin. 2 s.p. ord. ff f

Vla. s.p. ord. f

Vc. f mf

Db.

**NB** noter  
This music is copyright protected



33

Picc.  $\frac{4}{4}$   $\frac{2}{4}$   $\frac{4}{4}$

B. Cl. *pp*

C Tpt.

Tbn. *pp*

Perc. 1 *ff*

Perc. 2 **VIBRAPHONE** w/ bow **CROTALES** w/ bow

Tape

Pho.

Vc. solo *fpp* *mf* *f*


Vln. 1  $\frac{4}{4}$   $\frac{2}{4}$   $\frac{4}{4}$  *f* *s.p.* *s.p.* *ord* *mf* *ff* *ord*

Vln. 2 *f* *s.p.* *ord.* *s.p.* *ff*

Vla. *f* *s.p.* *ff*

Vc. *mf* *ff*

Db. *sul A* *f*



39 Picc. *pp* *mf* *p* *f* *p* *mf* 3/4 5/8 7/8 3/4

B. Cl.

C Tpt.

Tbn.

Perc. 1 *f* *f* *f* *f* *f*

Perc. 2

Tape

Pno.

Vc. solo *mp* *f* *ff*

Vln. 1 *ff* *mf* *f* *f* *mf* s.p. s.p. s.p. s.p. ex

Vln. 2 *ff* *f* *f* *f* *mf* s.p. s.p. ex

Vla. *ff* *f* *f* *f* *mf* s.p. s.p. ex

Vc. *f* *mf* *f* *mf* *mf* s.p. ex

Db.

NB noter  
This music is copyright protected

45

Picc.  $\frac{3}{4}$   $\frac{4}{4}$  *f* < >

B. Cl. *pp*

C Tpt. *pp*

Tbn. *pp*

Perc. 1 *f* *ff* < > *f* < >

Perc. 2

Tape

Pno.

Vc. solo *mp* *fp* *p* *mf*

Vln. 1  $\frac{3}{4}$   $\frac{4}{4}$  *f* *ff* *ord s.p.* *mf*

Vln. 2 *f* *ff* *ord s.p.* *mf*

Vla. *f* *ff* *ord s.p.* *mf*

Vc. *ff* *ord s.p.* *mf*

Db.

51

Vc. solo

*p*

Vin. 1

Vin. 2

Via.

Vc.

Db.

56

Vc. solo

*mp*

*p*

64

Vin. 1

Vin. 2

Via.

Vc.

Db.

||



61  $\text{♩} = 90$  **BASS FLUTE**  $\frac{6}{4}$   $\frac{4}{4}$  airy tone, bend breathe in instrument  $\frac{3}{4}$

B. Fl.

B. Cl. breathe in instrument  $p$  in out in out

C. Tpt. breathe in instrument  $p$  in out in out in

Tbn. breathe in instrument  $p$  in out in out in out in out

Perc. 1

Perc. 2 **VIBRAPHONE**  $p$

Tape

ord.  $p$   $pp$

Pno.

Vc. solo  $mf$   $mf$   $mf$   $p$   $mf$   $p$

$\text{♩} = 90$   $\frac{6}{4}$   $\frac{4}{4}$   $\frac{3}{4}$  ord.  $mf$   $p$   $p$   $pp$

Vln. 1  $mp$   $f$   $mf$   $mf$   $mf$   $p$   $p$   $pp$

Vln. 2  $mp$   $f$   $mf$   $mf$   $mf$   $p$   $pp$

Vla.  $mp$   $f$   $mf$   $s.p.$   $pp$   $mf$   $mf$

Vc.  $mp$   $f$   $mf$   $mf$   $mf$

Db.

**NB** noter This music is copyright protected

65  $\frac{3}{4}$  in out in senza misura, solo cello 54

B. Fl.

B. Cl. lip sound p(a) mp

C Tpt. lip sound p(a) mp

Tbn.

Perc. 1

Perc. 2

Tape

Pno.

Vc. solo mf (dynamic ad lib but with some force)

Vin. 1 + lip sound: p(a) mp

Vin. 2 cl tratto pp

Vla.

Vc.

Db.

68  $\frac{5}{4}$  ♩ = 90 *tongue ram* *mp* *senza misura, solo cello*  $\frac{4}{4}$  ♩ = 90 *p*

B. Fl.

B. Cl.

C Tpt.

Tbn.

Perc. 1

Perc. 2 *p*

Tape

Pno. *p*

Vc. solo *mf* *quasi trill* *p* *3* *p*

Vin. 1  $\frac{5}{4}$  ♩ = 90  $\frac{4}{4}$  ♩ = 90 *ord* *mf*

Vin. 2 *mp* *mf* *p* *mf*

Vla. *mf* *p* *mp* *mf*

Vc. *mp* *p* *p < mf* *mf*

Db. *p*

**NB** noter *This music is copyright protected*

73 *senza misura, solo cello*  $\frac{2}{4}$   $\text{♩} = 90$   $\frac{4}{4}$

B. Fl. *p* *mp* *p* *mp* *fiz.* *toungue ram* *ord.*

B. Cl. *p*

C Tpt. *mp* *in* *out* *in* *out*

Tbn.

Perc. 1

Perc. 2

Tape

Pho.

Vc. solo *start tone from slighly higher pos each time (keep interval)* *sa p* *mf* *f* *mf*

Vin. 1 *p* *p* *mf* *cib* *arco* *p*

Vin. 2 *p* *mp* *mp* *mp* *mp*

Vla. *mp* *pp* *p* *mf* *mp* *pizz* *arco* *p* *ord.*

Vc. *p* *mp* *mp* *mp* *ord.*

Db.

**NB** noter *This music is copyright protected*



78

B. Fl. *p*

B. Cl. *mp*

C Tpt. *mp* kiss in out in out

Tbn. *p* breath through instrument in out in out in simile

Perc. 1 *p* CYMBAL *mp*

Perc. 2 *p* BASS DRUM brush

Tape

Pno.

Vc. solo *mf* *mf* *p* *mp* *mf* *f* *f* *p* *p* *f* *mf*

Vin. 1 *mp* *pp* *pp*

Vin. 2

Vla. *mf* *mp* ord. *mp* w.s. *mf*

Vc.

Db. *p* sul G

83

B. Fl. *p* lip sound *p* p(a) p(e) p(a) p(i)

B. Cl. bend lip sound *p* p(a) p(a) p(i)

C Tpt. lip sound p(a) *p* p(a) kiss

Tbn. lip sound p(a) *p* p(a) kiss

Perc. 1

Perc. 2 VIBRAPHONE w/bow *p*

Tape

Pho.

Vc. solo *f* *p* *mf* *p*

Vin. 1

Vin. 2

Vla. *pp-mf* *pp* *mf* st ex ord.

Vc. *ppp*

Db.

NB  
noter  
This music is copyright protected

88

B. Fl.

B. Cl.

C Tpt.

Tbn.

Perc. 1

Perc. 2

Tape

Pho.

Vc. solo

Vin. 1

Vin. 2

Vla.

Vc.

Db.

breath in instrument

in in in out

mf p

in out in out in

mf

steady normal breathing

yawn

in out

close eyes (closed until sound of slap stick)

steady normal breathing

yawn

in out (try to sync breathing w/clarinet&trombone)

steady normal breathing

yawn

in out (try to sync breathing w/clarinet&trumpet)

CYMBAL

VIBRAPHONE w/bow

infant sound

infant sound2

mf pp

mf

lip sound

p(a) mp

lip sound

mp p(a)

ord.

p mp mf mf

mf p mf

ord.

pp

93

in instrument (cover moutpiece)

B. Fl. *p* z(a) z(a) z(a) z(a) in out in out in out in out Bass Flute

B. Cl.

C Tpt. close eyes (closed until sound of slap stick)

Tbn. close eyes (closed until sound of slap stick)

Perc. 1

Perc. 2 VIBRAPHONE w/bow

Pno. steady normal breathing in out (try to sync breathing w/ the others) yawwn close eyes (closed until sound of slap stick)

Vc. solo *mp* *mf* *f* *f* *p* (gliss)

Vin. 1 *p* p(i) p(a) ord. *mf*

Vin. 2 *p* p(a) p(i) p(a) Violin 2 clb *p* ord → s.p.ex *mp*

Vla. lip sound p(i) 3 p(o) *f* ord → s.p.ex *p* ord. *mf* ord → s.p.ex *mp* ord *mp*

Vc. lip sound 3 p(o)

Db. lip sound p(a) p(o)

98

B. Fl. *tongue ram* *p* *out* *p* *in* *in* *out* *in* *out* *in* *out* *p* *tongue ram*

B. Cl.

C Tpt.

Tbn.

Perc. 1 *CYMBAL* *p* *yawn*

Perc. 2

Pno.

Vc. solo *mp* *sh voice* *mf* *gliss*

Vin. 1 *lip sounds* *p(a)* *p(o)* *p(i)* *p(i)* *p(a)*

Vin. 2 *p* *lip sound* *p(a)* *p(o)* *p(i)*

Vla. *s.p.ex* *clb* *d.s.* *ord* *s.p.ex* *clb* *d.s.* *lip sound* *p(a)* *p(a)* *p(o)* *p(i)*

Vc. *lip sound* *p(a)* *p(a)*

Db. *yawn* *steady normal breathing* *close eyes (closed until sound of slap stick)* *in* *out* (try to sync breathing w/the others)

**NB** *noter* *This music is copyright protected*

103

B. Fl. *pp* *mf* *mf* *mf* *mp*

B. Cl.

C Tpt.

Tbn.

Perc. 1

Perc. 2

Pno.

Vc. solo

Vin. 1

Vin. 2

Vla.

Vc.

Db.

za za

tongue ram

in out (try to sync breathing w/the others)

close eyes (closed until sound of slap stick)

p(a) p(i) p(o) p(i)

clb d.s. lip sounds ord. lip sounds

p(o) p(i) *mf* *mf* *mf*

p(a) p(i)

This music is copyright protected

108

B. Fl. *tongue ram* yawn

B. Cl.

C Tpt.

Tbn.

Perc. 1

Perc. 2 yawn *steady normal breathing*  
in out  
(try to sync breathing w/the others)

Pno.

Vc. solo *mf* start tone from slightly higher pos each time (keep interval)

Vin. 1 *pp* *mp* *pp* yawn *steady normal breathing*  
in out  
(try to sync breathing w/the others)

Vin. 2 *p(a)* *p(l)* yawn *steady normal breathing*  
in out  
(try to sync breathing w/the others)  
close eyes  
(closed until sound of slap stick)

Vla. *p(l)* *p(l)* *p(a)* *p(l)* *p(o)* *p(a)* *mp* *ord* *sp. ex* *clb* *d.s.* *sp. ex* *clb* *d.s.* *sp. ex* *on bridge* *sp. ex*

Vc. *p(o)* *po* *p(a)* *p(o)* yawn

Db.

112 steady normal breathing  
in (try to sync breathing w/the others) out

B. Fl.

B. Cl.

C Tpt.

Tbn.

Perc. 1

Perc. close eyes (closed until sound of slap stick)

Pno.

Vc. solo *mp*

Vin. 1 close eyes (closed until sound of slap stick)

Vin. 2

Vla. *mf* ord ord ord ord s.p. ex *mp*

Vc. steady normal breathing  
in (try to sync breathing w/the others) out close eyes (closed until sound of slap stick)

Db.



116

cadenza

B. Fl.

B. Cl.

C Tpt.

Tbn.

Perc. 1

Perc.

Pno.

Vc. solo

Cadenza  
- for the sleeping (beauty)

attaca  
to slap stick

Vln. 1

Vln. 2

Vla.

*mf*

*p*


*ord.*

*p*

close eyes and breathe with  
the others til sound of slap stick

Vc.

Db.



# THREE : PLAY

↓ = 90

1

Fl.

B. Cl.

C Tpt.

Tbn.

Perc. 1

Perc. 2

Tape

Pno.

Vc. solo

Vin. 1

Vin. 2

Vla.

Vc.

Db.

sinfonietta in sync (not w/ soloist)

noise sound of your choice

*pp*

SLAPSTICK

f

LEGO

RATCHET

f

as quick as poss, many upwards movements, rythmical (not in sync w/sinfonietta)

simile

f

4/4

4/4

sinfonietta somewhat in sync w/tape

senza misura, solo cello (20"?)

3  
4  
♩ = 90

Fl. *mf* *pp*

B. Cl. *mf* *pp*

C. Tpt. *mf* *pp*

Tbn. *mf* *pp*

Perc. 1  
LEGO  
tempo rubato ad lib and individual "dip hand"  
*pp*  
repeat ad lib if necessary  
Lego searching

Perc. 2  
BANKEBRETT  
tempo rubato ad lib and individual  
*pp*  
repeat ad lib if necessary  
(knocking one peg all the way down)

Tape  
Child: ga-ga-ga-ga-ga-ga-ga-ga-ga

Pno. *mf* *pp*

Vc. solo  
REMINISCING: short and airy excerpts from first and second movement  
"duo" w/ bankebrett & Lego → growing increasingly curious (and a little irritated) by the interruptions


Vln. 1 *mf* *pp*

Vln. 2 *mf* *pp*

Vla. *mf* *pp*

Vc. *mf* *pp*

Db. *mf* *pp*



senza misura 14"

senza misura 22"

Leave instrument, take bowl of lego and walk rather loudly to assigned destination while playing "Lego searching"

pour bowl of lego into new bowl while playing party flute

pour bowl of lego into new bowl while playing party flute

pour bowl of lego into new bowl while playing party flute

pour bowl of lego into new bowl while playing party flute

pour bowl of lego into new bowl while playing party flute

pour bowl of lego into new bowl while playing party flute

pour bowl of lego into new bowl while playing party flute

pour bowl of lego into new bowl while playing party flute

pour bowl of lego into new bowl while playing party flute

pour bowl of lego into new bowl while playing party flute

pour bowl of lego into new bowl while playing party flute

pour bowl of lego into new bowl while playing party flute

pour bowl of lego into new bowl while playing party flute

6

Fl. **BOWL OF LEGO**  
Lego searching

B. Cl. **BOWL OF LEGO**  
Lego searching

C Tpt. **BOWL OF LEGO**  
Lego searching

Tbn. **BOWL OF LEGO**  
Lego searching

Perc. 1 **BOWL OF LEGO**  
Lego searching

Perc. 2 **BOWL OF LEGO**  
Lego searching

Tape Child: ga-ga etc

Pno. **BOWL OF LEGO**  
Lego searching

Vc. solo *f* → "play" with tape *mp* The trying-to-break-through-cadenza *sf*

Vln. 1 **BOWL OF LEGO**  
Lego searching

Vln. 2 **BOWL OF LEGO**  
Lego searching

Vla. **BOWL OF LEGO**  
Lego searching

Vc. **BOWL OF LEGO**  
Lego searching

Db. **BOWL OF LEGO**  
Lego searching

