


” 4 ROTATIONS ”

Skjelbred
Bolstad
Bjørn

For Sax Quartet :

Bari
ton
eS
ax



Ten
or
Sax

2
Al
To
Sax

Nomenclatura & Playing Instructions :

Swirls :

All gracenotes : play as fast as possible

The dotted lines indicates when to start playing

Rotate : walk clockwise to the next position

Arrows : hold the note until everyone reaches the last note in the frase

Repeated gracenotes : play the number of notes written

Second figure on page 4 : sincronized start

All dynamics should be exaggerated

All fermatas must be long

Open | Closed :

Outwards : point the instrument towards the audience

Inwards : point the instrument towards the middle of the quartet

Open | Closed must be played with an extreme sense of mechanical tempo - no rubato

All dynamics should be exaggerated

Walking in Circles :

All frases must be played legato

When notated "start walking" the player start to walk slowly in ciscles around the room, on and off stage. The players are not to walk in a sincronized manner, they are to appear as if they don't relate to each other at all. When everybody is back standing at their normal position, the three last bars can be played.

Transitions :

The parts written inside a approx.time-box are to be played in individual tempoes, estimated length as notated. No time-signature.

Z : flutter-tongue

All fermatas must be long.

Gracenotes : play as fast as possible

All dynamics must be exaggerated

Letter C : Rotate clockwise to the next position (as in Swirls)

Letter D : when notated, start to walk in tempo 60 (beat = step). The two trumpets start to walk (calmly, without rushing) out on each side of the audience, followed by the horn and trombone 8 steps later. Stop walking simultaneously when notated, then start simultaneously when notated. Walk in big circles around the audience, with individual step-lengths - walk in a natural, calm way.

Letter E : start the journey back to the original position. Try to time the way back so that everybody has reached their original position during the first three of the six repetitions on page 7.



Tenor Baritone

AS 1

[1-3 meters]

AS 2

Each movement can be played individually, but when playing all 4 they should be played in the numbered order.

Durata :

Swirls - approx. 2'

Open / Closed - approx. 3'

Walking in Circles - approx. 2' 30"

Transitions - approx. 6' 30"

The Score is transposed



The "4 Rotations" are written within a limited technical level so they can be performed by young musicians and non-professionals.

*"4 Rotations" was originally written to the
"NEDT" Brass Quartet
Version for Saxophone Quartet 2011*

Rotation 1

- Swirls -

Bjørn B Skjelbred - 2007

Alto Sax 1

Alto Sax 2

Tenor Sax

Baritone Sax

mf

mf

mf

mf

mf

NB
noter

This music is copyright protected

AS 1

AS 2

TS

BS

pp

pp

pp

pp

Rotate

Rotate

Rotate

Rotate

mf

mf

mf

AS 1

AS 2

TS

BS

mf

NB
noter
This music is copyright protected

AS 1 *f* Rotate Rotation 1

AS 2 *f* Rotate

TS *f* Rotate


BS *f* Rotate

AS 1 *mf*

AS 2 *mf*

TS *mf*

BS *mf*



4

Rotate

Rotation 1

AS 1

f

Rotate

mf

AS 2

f

Rotate

mf

TS

f

Rotate

mf

BS

f

mf

AS 1

mf

Rotate

AS 2

mf

Rotate

TS


mf

Rotate

BS

mf

Rotate



Rotate through all positions clockwise, return to start before the final note.

Rotation 1

AS 1
f *p* *f* *p*

AS 2
p *f* *f* *p*

TS
p *f* *f* *p*

BS
f *p* *p* *f*

AS 1
f

AS 2
f

TS
f

BS
f



- Rotation 2 -

[Open | Closed]

Bjørn B Skjelbred - 2007

♩ = 90

Alto Sax 1

Alto Sax 2

Tenor Sax

Baritone Sax

Outwards Inwards

ff *p* *ff* *p* *ff* *p*

5

AS 1

AS 2

TS

BS

Outwards Inwards

ff *p* *ff* *p* *ff* *p* *pp*

- Rotation 2 -

2 $\bullet = 60$
10 Inwards

AS 1 *mp* *Poco á poco cresc.*

AS 2 *mp* *Poco á poco cresc.*

TS *mp* *Poco á poco cresc.*

BS *mp* *Poco á poco cresc.*

AS 1 *f* *Poco á poco dim.* *mp*

AS 2 *f* *Poco á poco dim.* *mp*

TS *f* *Poco á poco dim.* *mp*

BS *f* *Poco á poco dim.* *mp*

♩ = 90

- Rotation 2 -

Outwards

18

AS 1

AS 2

TS

BS

Musical score for measures 18-21. The score is for four parts: AS 1, AS 2, TS, and BS. The tempo is marked as ♩ = 90. The music is in 4/4 time, with a key signature of one sharp (F#). The dynamics are marked as *ff*, *mf*, *ff*, and *mp* in the first measure, and *f* in the second measure. The score includes various musical notations such as eighth notes, sixteenth notes, and rests. There are also dynamic hairpins indicating changes in volume.

22

AS 1

AS 2

TS

BS

Musical score for measures 22-25. The score is for four parts: AS 1, AS 2, TS, and BS. The tempo is marked as ♩ = 90. The music is in 4/4 time, with a key signature of one sharp (F#). The dynamics are marked as *ff*, *f*, *mf*, and *pp* in the first measure, and *ff* and *p* in the second measure. The score includes various musical notations such as eighth notes, sixteenth notes, and rests. There are also dynamic hairpins indicating changes in volume.

- Rotation 2 -

4
26 $\bullet = 60$
Inwards

AS 1
p *Poco á poco cresc.*

AS 2
p *Poco á poco cresc.*

TS
p *Poco á poco cresc.*

BS
p *Poco á poco cresc.*

AS 1

AS 2

TS

BS

34

AS 1

f *Poco á poco dim.*

AS 2

f *Poco á poco dim.*

TS

f *Poco á poco dim.*

BS

f *Poco á poco dim.*

38

AS 1

p

AS 2

p

TS

p

BS

p

- Rotation 2 -

6
42

Outwards

Inwards

AS 1

AS 2

TS

BS

ff *fp* *ff* *mp* *Molto rit.* *pp*

46

$\text{♩} = 90$

Outwards

Inwards

Outwards

AS 1

AS 2

TS

BS

p *f* *p* *f* *p* *ff*

50

Inwards

AS 1

AS 2

TS

BS

mf

pp

mf

pp

mf

pp

mf

pp



- Rotation 3 -

[Walking in Circles]

Bjørn B Skjelbred - 2007

Individual Tempo ca. ♩ = 60

The musical score is written for eight instruments: Alto Sax 1, Alto Sax 2, Tenor Sax, Baritone Sax, AS 1, AS 2, TS, and BS. The tempo is marked as 'Individual Tempo ca. ♩ = 60'. The score includes dynamic markings such as *mf* and *Legato*, and performance instructions like 'Start on Cue Tenor', 'Start on Cue Baritone', 'Cue Tenor', 'Cue Altos', and 'Start walking'. A large diagonal watermark with the text 'ND Moter' and 'This music is copyright protected' is overlaid on the score.

- Rotation 3 -

2

AS 1

Musical staff for AS 1, featuring a treble clef and a key signature of one sharp (F#). The staff contains a sequence of notes and rests, including a half note with a fermata at the end of the first phrase.

AS 2

Musical staff for AS 2, featuring a treble clef and a key signature of one sharp (F#). The staff contains a sequence of notes and rests, including a half note with a fermata at the end of the first phrase.

TS

Musical staff for TS, featuring a treble clef and a key signature of one sharp (F#). The staff contains a sequence of notes and rests, including a half note with a fermata at the end of the first phrase.

BS

Musical staff for BS, featuring a treble clef and a key signature of one sharp (F#). The staff contains a sequence of notes and rests, including a half note with a fermata at the end of the first phrase.

AS 1

Musical staff for AS 1, featuring a treble clef and a key signature of one sharp (F#). The staff contains a sequence of notes and rests, including a half note with a fermata at the end of the first phrase.

AS 2

Musical staff for AS 2, featuring a treble clef and a key signature of one sharp (F#). The staff contains a sequence of notes and rests, including a half note with a fermata at the end of the first phrase.

TS

Musical staff for TS, featuring a treble clef and a key signature of one sharp (F#). The staff contains a sequence of notes and rests, including a half note with a fermata at the end of the first phrase.

BS

Musical staff for BS, featuring a treble clef and a key signature of one sharp (F#). The staff contains a sequence of notes and rests, including a half note with a fermata at the end of the first phrase.



AS 1

AS 2

TS

BS

Repeat until everybody is back in position


AS 1

AS 2

TS

BS

Repeat until everybody is back in position



- Rotation 3 -

4

AS 1

AS 2

TS

BS

Repeat until everybody is back in position

mp *p* *mp* *p* *mp* *p* *mp* *p*



This music is copyright protected

- Rotation 4 -

[Transitions]

Bjørn B Skjelbred - 2007

♩ = 80

A

Approx. 5"

Alto Sax 1

Alto Sax 2

Tenor Sax

Baritone Sax

Approx. 2"

AS 1

AS 2

TS

BS

2
9

- Rotation 4 -

Approx. 9"

AS 1

AS 2

TS

BS

mf

mf

mf

mf

p

p

p

p

cresc.

cresc.

cresc.

cresc.

AS 1

AS 2

TS

BS

f

f

f

f

13

Approx. 9"

18 **B**

AS 1 *mf*

AS 2 *mf*

TS *mf*

BS *mf*

Approx. 5"

22

AS 1 *f* *mf* *p* *cresc.*

AS 2 *f* *mf* *p* *cresc.*

TS *f* *mf* *p* *cresc.*

BS *f* *mf* *p* *cresc.*

26

AS 1

AS 2

TS

BS

f *p* *mf* *pp* *cresc.* *f*

mf *f* *mf* *pp* *cresc.* *f*

mf *f* *mf* *pp* *cresc.* *f*

f *p* *mf* *pp* *cresc.* *f*

31

AS 1

AS 2

TS

BS

mf *mf* *mf* *mf*

mf *mf* *mf* *mf*

mf *mf* *mf* *mf*

mf *mf* *mf* *mf*

35 **C**

AS 1 *mf* Rotate

AS 2 *mf* Rotate

TS *mf* Rotate

BS *mf* Rotate

mf **D**

♩ = 60


41 Start walking

AS 1 *mf* Stop walking

AS 2 *mf* Start walking

TS *mf* Start walking

BS *mf* Start walking



50 Start walking

AS 1

AS 2

TS

BS

62 Stop walking

E Start walking, move back to position

AS 1

AS 2

TS

BS

74

AS 1

AS 2

TS

BS

84

AS 1

AS 2

TS

BS

Repeat 6 X

Poco á poco dim.

pppp

Poco á poco dim.

pppp

Poco á poco dim.

pppp

Poco á poco dim.

pppp