


KJELL SAMKOPF

# Solo Piece for Snare Drum







Kjell Samkopf

Solo piece for snare drum



When not indicated: tempo and dynamics free.

R = right hand

L = left hand


 = rim shot



= free bounce with right or left hand



= single or double stroke



= single strokes in irregular pointillist patterns, with different dynamics (from ppp to fff). One should constantly change striking point for timbral nuances. Duration vary from 3 - 10 sek..

# Solo piece for snare drum


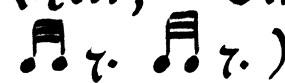
Kjell Samkopf

The score is contained within a large circle and includes the following elements:

- Top Section:** A series of rhythmic patterns with the instruction "as fast as possible".
- Left Section:** A circular diagram showing dynamics:  $pp$  (pianissimo),  $mf$  (mezzo-forte),  $mp$  (mezzo-piano), and  $ff$  (fortissimo), with arrows indicating transitions between them.
- Center-Top Box:** A box containing a sequence of notes with dynamics  $pp$  and  $ff$  and the instruction "pp marcatisimo".
- Center-Right:** A musical staff with notes and a dynamic marking  $ff$ .
- Center:** A large, curved sequence of "R" characters representing a snare drum roll.
- Bottom-Left Box:** A box with a tempo marking  $\text{♩} = 72$ , a "rit." (ritardando) marking, a "5" (quintuplet), and "accel." (accelerando) markings.
- Bottom-Right Box:** A box with a musical staff and the instruction "from 3 - 10 sec.".
- Bottom:** A series of "L" characters representing a snare drum roll.
- Perimeter:** The circle's border contains repeated instructions: "Repeat x times" and "Repeat x times".

"Solo piece for snare drum" is to be played with snares.

The graphic picture is inspired of the form of the snare drum.

The composition consists of 10 components. One of these is notated on "the rim" () and is to be played on the head and rim, one is notated near "the rim" () and is to be played on the head, the other are notated on "the head".

With regard to the form (the succession of the components), this is free and left to the musician, who is free to combine the various components.

All the components have to be played ~~one~~ at least once. Then the musician may repeat the same combinations and/or components (which should also constantly be varied) or a part of a component, within the duration of 3 - 5 min..

As to rests, this is left to the performer.

