

**Kjell Samkopf**

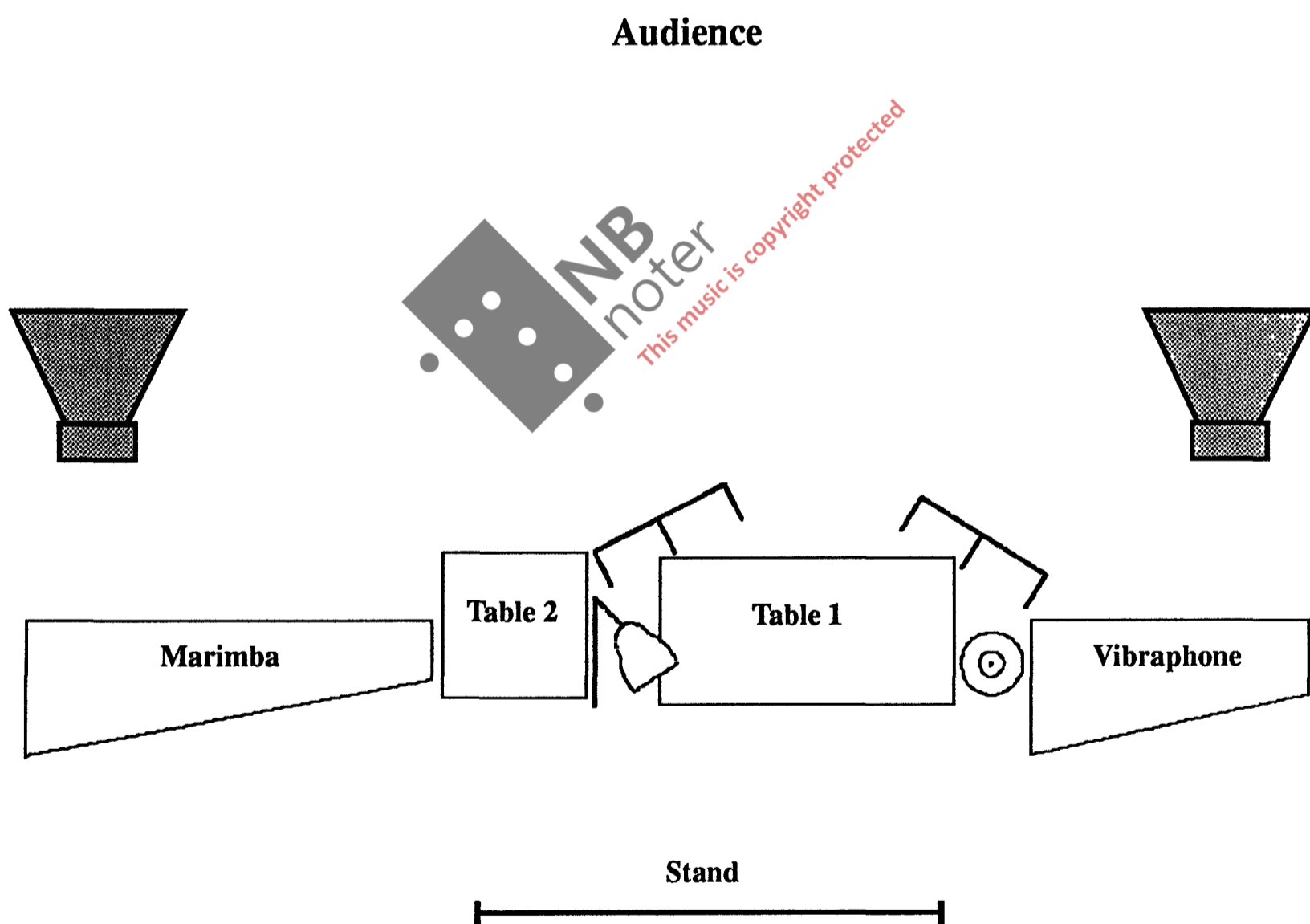
# **Self-portrait 1984**

**for solo Percussion and Tape**




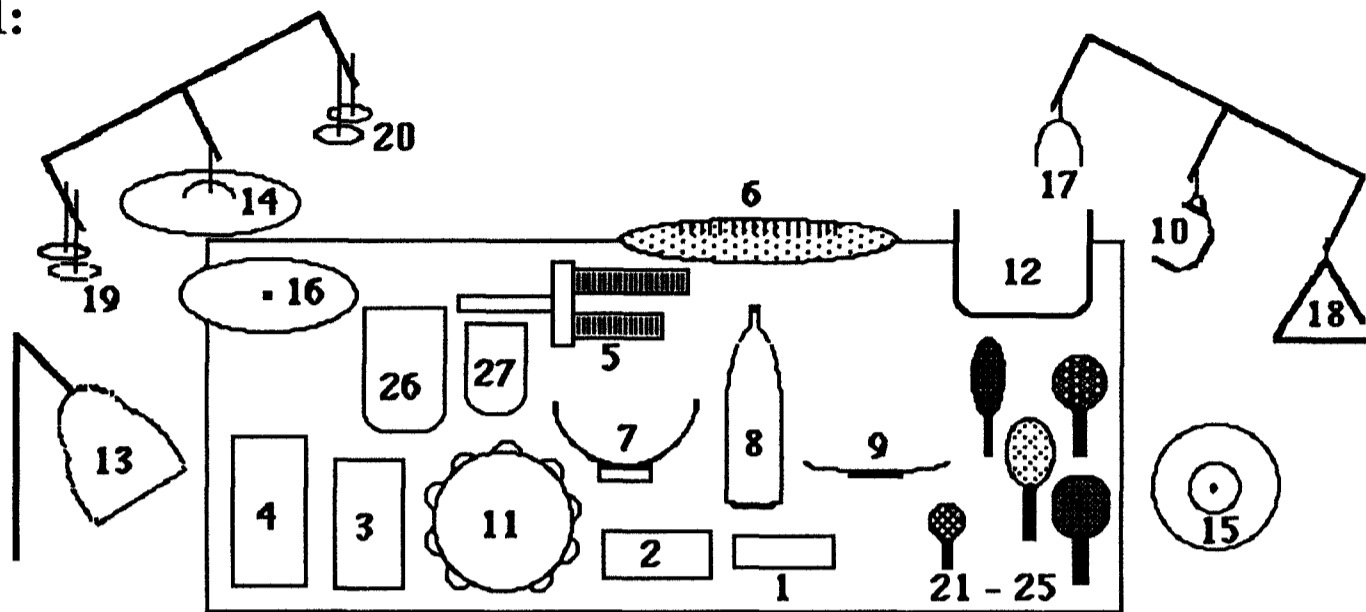
SELF-PORTRAIT 1984 was first performed on April 5th 1984 by Kjell Samkopf percussion and Gunnar Berg-Nielsen sound technician at Lundåkersskolan, Gislaved, Sweden.

## Suggested overall Percussion Setup




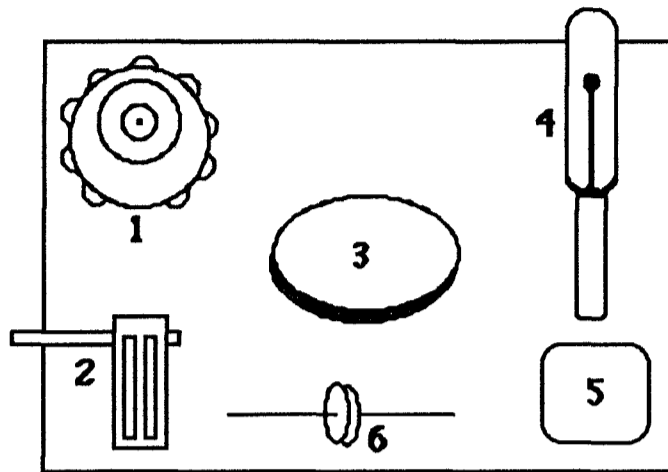
# List of Percussion Instruments and suggested setup

Table 1:



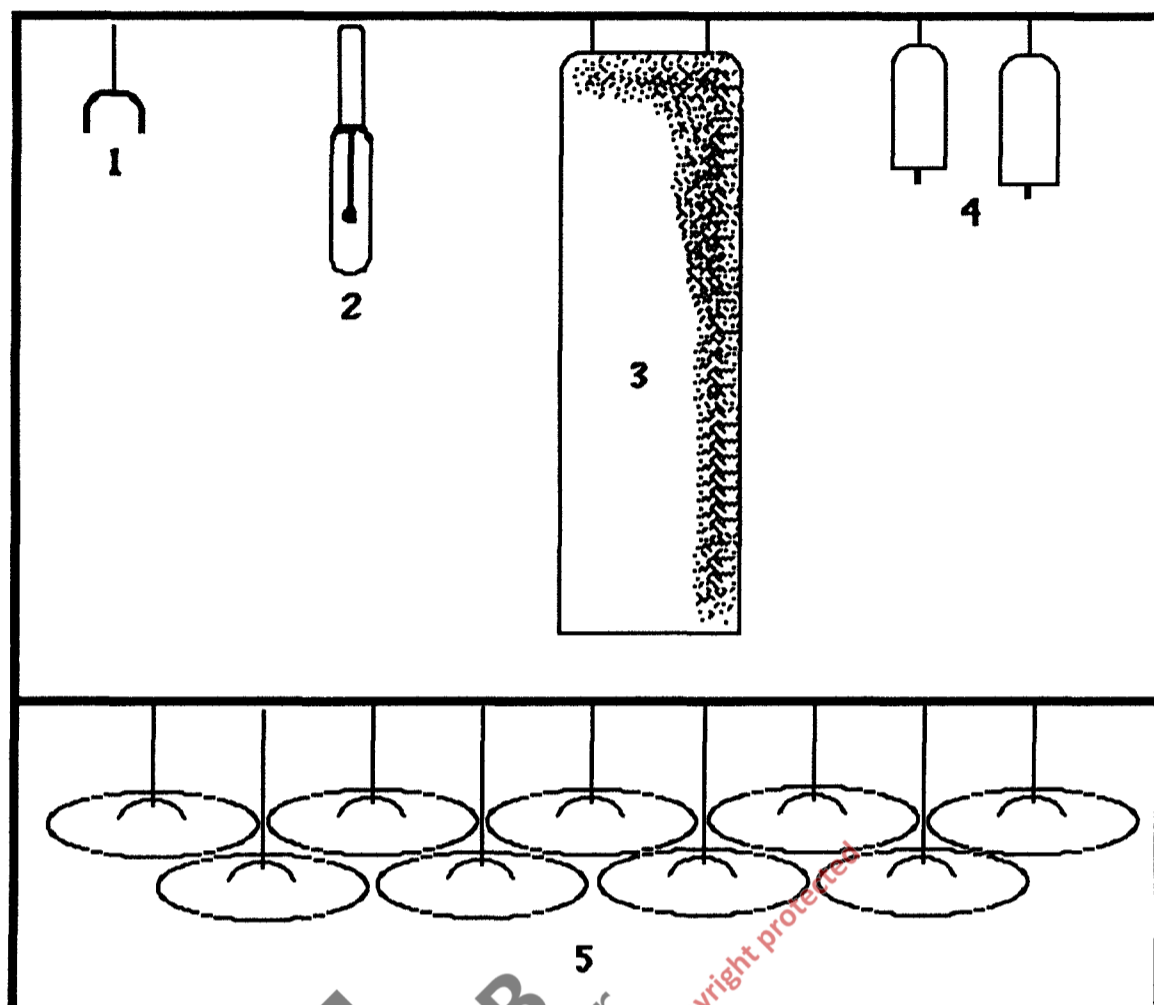
- |    |                                 |         |                                       |
|----|---------------------------------|---------|---------------------------------------|
| 1  | Small Wood Block (Wbl)          | 18      | Duangle or small Triangle (Dua)       |
| 2  | Medium Wood Block (Wbl)         | 19      | High pitched Finger Cymbal (FiC)      |
| 3  | Large Wood Block (Wbl)          | 20      | Very high pitched Finger Cymbal (FiC) |
| 4  | Very Large Wood Block (Wbl)     |         |                                       |
| 5  | Wood Ago-go (Wgo)               | 21 - 25 | 5 Rattles (Maraccas, Caxaxis etc.)    |
| 6  | Guiro (Gui)                     | 26      | Large Cowbell (Cb)                    |
| 7  | Chinese Rice Bowl (Rb)          | 27      | Small Cowbell (Cb)                    |
| 8  | Small high pitched bottle (Btl) |         |                                       |
| 9  | Saucer (S)                      |         |                                       |
| 10 | Coffie or Tea Cup (Cup)         |         |                                       |
| 11 | Tambourin Tamb)                 |         |                                       |
| 12 | Large Dobaci (Dob)              |         |                                       |
| 13 | Metal Lamp (L)                  |         |                                       |
| 14 | Small Chinese Cymbal (ChC)      |         |                                       |
| 15 | Splash Cymbal (SpC)             |         |                                       |
| 16 | Alarm Bell (Ab)                 |         |                                       |
| 17 | Small Chinese Bell (Chb)        |         |                                       |

**Table 2:**



- 1 Small Chinese Cymbal placed on top of a Tambourin
- 2 Ratchet
- 3 Chinese Glissando Gong
- 4 Large Flexatone
- 5 Large Temple Block
- 6 Grillo dello Spazio

**Stand:**



- 1 Small Dobaci (preferably tuned in E)**
- 2 Small Flexatone**
- 3 Large resonant metal Cylinder with a deep pitch**
- 4 2 original Cow Bells with beater**
- 5 9 suspended Cymbals in variuos sizes and sound colors**

**1 Marimba (low A needed)**

**1 Vibraphone (motor not needed)**

**1 DAT Tape Machine**

**1 Machine with a Sound & Sound possibikity (to be used in PART 6)**

**The player will need tape monitoring in PART 4**

**DAT tape available from The Norwegian Music Information Centre, Toftes gate 69, N-0552 Oslo, Norway.**

# Self-portrait 1984

for Solo Percussion and Tape

Kjell Samkopf  
1984

## Part 1

00:00

1

L  
Tape  
R

Door, opening and closing

Deep Freezer

0:05

Legato, espressivo

*mf*

Marimba

Black notes are to be played, white notes are to be mimed (played in the air).

L  
Tape  
R

Mar.

L  
Tape  
R

0:18

Mar.

2

L  
Tape  
R

Mar.

L  
Tape  
R

Mar.

L  
Tape  
R

Mar.

This system contains musical notation for piano and maracas. The piano part is written in a grand staff (treble and bass clefs). The maracas part is written in a single staff with a treble clef. The music consists of a sequence of notes, including some with accidentals (flats and naturals).

L  
Tape  
R

Mar.

3

This system contains musical notation for piano and maracas. A vertical dashed line with a box containing the number '3' indicates the start of a measure. The piano part continues with a sequence of notes, and the maracas part follows with a similar sequence.

L  
Tape  
R

Mar.

This system contains musical notation for piano and maracas. The piano part features a sequence of notes, including a sharp sign. The maracas part continues with a sequence of notes.

L  
Tape  
R

Mar.

This system contains musical notation for piano and maracas. The piano part continues with a sequence of notes, including some with accidentals. The maracas part follows with a similar sequence.

L  
Tape  
R

Mar.

Refrigerator

1:20

4

This system contains musical notation for piano and maracas. Above the piano staff, the word "Refrigerator" is written in bold, with a horizontal line extending across the system. Below it, the time "1:20" is indicated. A vertical dashed line with a box containing the number '4' is positioned at the end of the system. The piano part continues with a sequence of notes, and the maracas part follows with a similar sequence.

L  
Tape  
R

Mar.

The first system of music consists of a grand staff. The upper staff is a piano part with a treble clef, containing a sequence of notes: G4, A4, B4, C5, D5, E5, F5, G5, A5, B5, C6, D6, E6, F6, G6, A6, B6, C7. The lower staff is a maracas part with a bass clef, containing notes: G2, A2, B2, C3, D3, E3, F3, G3, A3, B3, C4, D4, E4, F4, G4, A4, B4, C5.

L  
Tape  
R

Mar.

The second system of music consists of a grand staff. The upper staff is a piano part with a treble clef, containing notes: G4, A4, B4, C5, D5, E5, F5, G5, A5, B5, C6, D6, E6, F6, G6, A6, B6, C7. The lower staff is a maracas part with a bass clef, containing notes: G2, A2, B2, C3, D3, E3, F3, G3, A3, B3, C4, D4, E4, F4, G4, A4, B4, C5.

L  
Tape  
R

Mar.

5

The third system of music consists of a grand staff. The upper staff is a piano part with a treble clef, containing notes: G4, A4, B4, C5, D5, E5, F5, G5, A5, B5, C6, D6, E6, F6, G6, A6, B6, C7. The lower staff is a maracas part with a bass clef, containing notes: G2, A2, B2, C3, D3, E3, F3, G3, A3, B3, C4, D4, E4, F4, G4, A4, B4, C5. A measure marker '5' is located above the piano staff. A diagonal watermark 'NB noter' and 'This music is copyright protected' is overlaid on the system.

L  
Tape  
R

Mar.

The fourth system of music consists of a grand staff. The upper staff is a piano part with a treble clef, containing notes: G4, A4, B4, C5, D5, E5, F5, G5, A5, B5, C6, D6, E6, F6, G6, A6, B6, C7. The lower staff is a maracas part with a bass clef, containing notes: G2, A2, B2, C3, D3, E3, F3, G3, A3, B3, C4, D4, E4, F4, G4, A4, B4, C5.

L  
Tape  
R

Mar.

The fifth system of music consists of a grand staff. The upper staff is a piano part with a treble clef, containing notes: G4, A4, B4, C5, D5, E5, F5, G5, A5, B5, C6, D6, E6, F6, G6, A6, B6, C7. The lower staff is a maracas part with a bass clef, containing notes: G2, A2, B2, C3, D3, E3, F3, G3, A3, B3, C4, D4, E4, F4, G4, A4, B4, C5.



6

L  
Tape  
R

(Deep Freezer)

2:13

Mar.

L  
Tape  
R

Mar.

(Refrigerator)

2:26

L  
Tape  
R

Mar.

7

L  
Tape  
R

Mar.

L  
Tape  
R

Mar.

L  
Tape  
R

Mar.

L  
Tape  
R

Mar.

8

L  
Tape  
R

Mar.

L  
Tape  
R

Mar.

3.20

L  
Tape  
R

Mar.

9

L  
Tape  
R

Mar.

L  
Tape  
R

(Deep Freezer)

3:47

Mar.

L  
Tape  
R

Mar.

04:00

L  
Tape  
R

Door, opening and closing 4:26

Perc.

$\text{♩} = 66$   
Metal cylinder dampen

*ff*

L  
Tape  
R

(Refrigerator)

5:34

Steps, doors opening and closing 5:51

5:07

Perc.

Grillo dello Spazio Play 22 x

# Part 2

**06:00**

L  
Tape  
R

Door, closing

**Table 1**  
♩ = 40

Rotating Duangle Lamp Dobaci

Percussion

Hard mallets Rice Bowl Btl

*sempre pp* Wbl Wbl on edge Wbl Large Cowbell Wbl Guiro

**06:53**  
♩ = 54

Finger Cymb Chinese Cymb Rattles

Perc.

Tamb on a jingle Cb Wbl Guiro

Tamb on head

**07:28** **07:37**  
♩ = 60

Dobaci ChC SpC 5 Lamp Play 9 times

Perc.

thin wooden sticks Saucer Btl Cup

Wbl Wbl Wbl Wbl Wbl Wbl Wbl

6 Tamb Cb Cb Wood Agogo

**08:57**  
♩ = 68

Alarm bell FIC Chb Alarm bell ChC

Perc.

Rb *sempre pp* Btl

f Tamb w/fist Wbl single stroke roll Saucer Tamb thumb roll Wbl Rb

Cb Gui Wbl Wbl Wbl Cb

**09:42**

FCymps

Dua SpC Chb Dob Ab L ChC dampen

Perc.

Btl Rb Cup Saucer Rattles

Wbls Wgo Gui Tamb Cbs

# Part 3

10:00                      10:13                      10:22                      10:24                      10:44                      10:55

L  
Tape  
R

Door, opening and closing

Stand                      Table 1                      Stand

Perc.

Metal cylinder w/hammer                      Large Woodblock                      susp. Cowbells                      9 cymbals                      Flexatone

*sfz*                      *sfz*                      *sfz*                      *sfz*                      *sfz*

# Part 4 Improvisation

11:00

L  
Tape  
R

Door, steps, door                      Domestic sounds, Refrigerator, Deep Freezer, Synthesizer, Radio, Traffic

11:00 Static                      12:40 Rhythmic                      14:40 Tacet                      15:20 Fast

Do a static improvisation on all the instruments                      Do a rhythmic improvisation in time with the synthesizer on the tape                      Do a fast presentation of the various sounds of all the instruments

Perc.

L  
Tape  
R

16:40 Slow                      19:40 Marimba

Do a slow presentation of the various sounds of all the instruments                      Begin to play in time with the bass synthesizer on the tape. Go gradually over to an irregular tempo independent of the tape.

Perc.

Marimba

*f*

**Part 5**  
20:00

L  
Tape  
R

Sneeze

**Table 2**

Perc.

Ratchet

*f*

(Marimba)

Play in an irregular, stuttering manner

*f*

L  
Tape  
R

Sneeze

20:55

**Table 1**

Perc.

Vibraphone

Thin wooden sticks

*f* *p*

Btl Rb Cup Saucer ,

Wbbs Wgo Gui ,

Tamb ,

*f*

L  
Tape  
R

Sneeze

Sneeze

22:15 22:16

FCymps

Dua SpC Chb Dob Ab L ChC ,

Rattles

Cbs

L  
Tape  
R

**Table 2**  
Gliss gong

**Chinese Cymb**  
placed on head of tamb.

**Flexatone**

**Vibraphone**  
*f* *P*

**Ratchet**

**Tbl**

**Tamb**

L  
Tape  
R

**Stand**

**Vibraphone**  
*f* *P*

**9 cymbals**  
*f*

Play 5 times

*P*

L  
Tape  
R

**Stand**

**Table 2**

**Sneeze**  
24:13

**Flexatone w/mallet**  
*f*

**Ratchet**

*f* **Tbl**

L  
Tape  
R

**Stand**  
**Dobaci**

**Vibraphone**  
*f* *P*

*f*

**I.v.**

**Part 6**  
25:00

L  
Tape  
R

High pitched synthesizer sound      Bass synthesizer sound

25:15

Effect

Freely and Relaxed  
w/chorus 6      4

Vibraphone

*mf*

L  
Tape  
R

Effect

Vibr.

9      5      6      4

L  
Tape  
R

Effect

Panned to loudspeaker on opposite side than vibraphone  
Sound and Sound on,  
copy of Vibraphone mobile

Vibr.

9      8      4

L  
Tape  
R

Digital Alarm Clock      x      x      x      x      x

26:55

Effect

Vibr.

27:00



