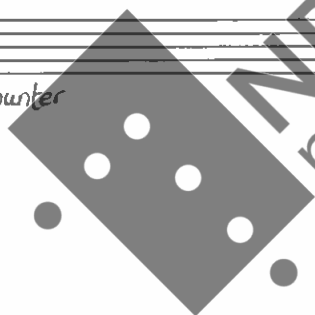


FORMAL PROCEDURES (2016)

for two alto saxophones and counter

TZE YEUNG HO

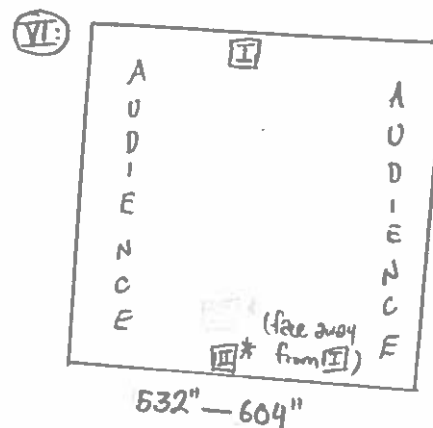
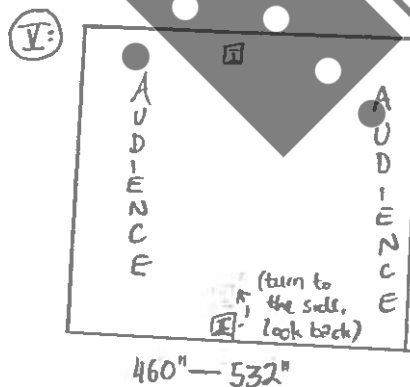
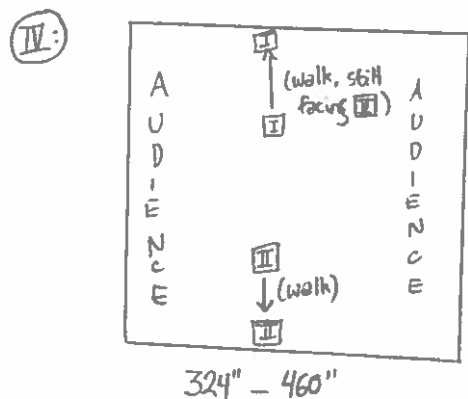
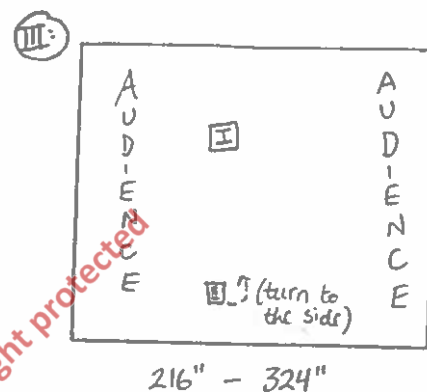
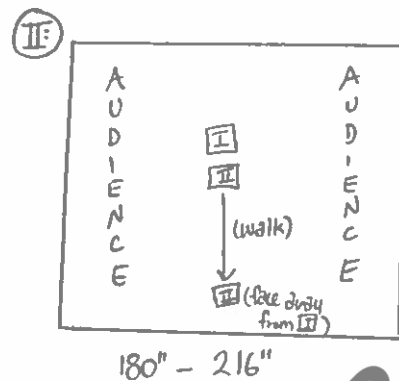
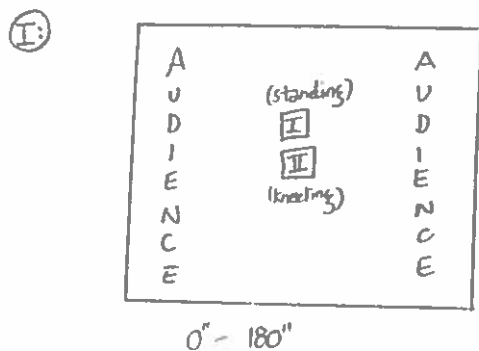


NB  
noter

This music is copyright protected

for two alto saxophones and counter

THE SIX TABLEAUX / STAGE SET-UPS



\* remove mouthpiece  
and set instrument  
down when instructed \*

⚡ IMPORTANT ⚡  
When the performance is complete  
both performers must leave the  
stage. Do not return for applause

NB  
noter


This music is copyright protected

# FORMAL PROCEDURES (2016)

for two alto saxophones and counter

## LEGEND OF NOTATION:

- ① Brackets: numbered brackets' segments are to be repeated from the

 most recent unnumbered bracket's segment

- ④ overtone glissando:

performer is to squeeze embouchure such that higher overtones are projected

- ⑦ hummed/sung notehead:

↑ to be hummed or sung; when stacked with normal notehead, do both simultaneously

- ② (knee) / (open): performer is to mute bell with knee or leave instrument open

- ⑤ thin arrow:

the two lines must line up at arrow's indication

- ⑧ thick arrow:

indicates bracketed passage to be extended until a noted point

- ③ ↑: as high as possible, thick bar indicates deviation in spatial approximation

- ⑥ X/O:

'X' indicates removal of mouthpiece from saxophone, 'O' indicates putting the mouthpiece on

- ⑨ : indicates vibrato intensity

## COMPOSER'S NOTES:

"I have put my words in your mouth and covered you with the shadow of my hand."

-Isaiah 51:16

"Og jeg læ mine ord i din munn og dekket dig med min h nds skygge..."

-Esaias 51:16

... but mostly, I'm just fascinated by the empty ritual



**NB**  
noter

*This music is copyright protected*

FORMAL PROCEDURES (2016)

for two alto saxophones and counter

TRANSPosed SCORE

Ⓜ MASS: follow counter for tempi  
Raucous throughout

Alto I

Alto II

ff growling

kneeling, stay still

still kneeling, prepare to play with much hesitance

ff imitate alto I

mp

allow cracks and overtones throughout piece

1 2 3 4 5 6 (knee)

36''

**NB** noter

this music is copyright protected

# FORMAL PROCEDURES (2016)

for two alto saxophones and counter

The musical score consists of two staves, A. I and A. II, in treble clef. Staff A. I features a melodic line with accents and slurs. Above the staff, there are five numbered measures (1-5) with a bracket labeled '(open)' spanning measures 4 and 5. Staff A. II provides accompaniment, starting with a piano (*p*) dynamic and including a section where the player is instructed to 'maintain playing position'. The dynamic range in A. II includes *mp*, *f*, and *pp*. A double bar line with repeat slashes is located at the end of the piece, marked '72''.

FORMAL PROCEDURES (2016)  
for two alto saxophones and counter

A. I

(knee)

1 2 3 4 5 6 7 108"

sffz, soezch ff > f < ff

sffz, soezch

A. II

ff > mf

f

f

mf

Stand up, Slowly

This music is copyright protected

FORMAL PROCEDURES (2016)  
for two alto saxophones and cowlter

The musical score is written for two alto saxophones (A. I and A. II) and a cowlter. It consists of two staves. The key signature has two flats (Bb and Eb), and the time signature is 4/4. The score is divided into six measures, numbered 1 through 6 at the top. Measure 1 is marked with *sffz* and *fff > ff*. Measure 2 is marked with *sffz*. Measure 3 is marked with *sffz*. Measure 4 is marked with *sffz* and *ff*. Measure 5 is marked with *sffz*. Measure 6 is marked with *ff*. Performance instructions include "kneel down again" at the start of measure 1, "kneeling" at the start of measure 2, and "(ord.)" at the start of measure 6. Fingering numbers 1, 2, 3, 4, 5, and 6 are indicated above the notes in measures 1 through 6. A large watermark "NB Moter" and "This music is copyright protected" is overlaid on the score.



FORMAL PROCEDURES (2016)

for two alto saxophones and counter

A. I

(knee) 1 2 3 (open)

SFZ SFZ SFZ

Repeat fragment "until 216"

(knee) 1 2 3 4 5 (knee) 80 //

SFZ

A. II

ord.

hum and play pitch, goal

Stand up, slowly

gliss.

This music is copyright protected

FORMAL PROCEDURES (2016)

for two alto saxophones and counter

II: BENEDICTUS

A. I: (Repeat indicated fragment on pg. 5 until 216")

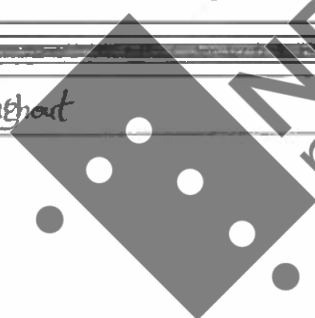
Use pitch collection below to

improvise on playing and humming into instrument; ↓ = sung pitch, ↓ = played pitch

A. II

face away from  
alto I, walk forward

ff throughout



This music is copyright protected

FORMAL PROCEDURES (2016)

for two alto saxophones and counter

III: APPREHENSION

A. I

(open)

1 2 (knee) 3 (open) 4 5 6 7

ff f ff

A. II

Continue to improvise on the previous material

hmm

hmm only

as before, but on this pitch collection, growled

ff no dir.

ff throughout

242"

FORMAL PROCEDURES (2016)  
for two alto saxophones and counter

The score consists of two staves, A. I and A. II, and a counter line.   
Staff A. I:   
- Starts with a half note Bb, marked *sffz*.   
- Next is a half note Bb, marked *sffz*.   
- Above these notes is the instruction "as high as possible" with arrows pointing up.   
- This is followed by a sixteenth-note run, marked *f*.   
- Then a half note Bb, marked *sffz*.   
- Next is a half note Bb, marked *fff*.   
- A slur covers the next three notes, marked *sffz*.   
- Above these notes are markings "1", "2", and "3" with arrows pointing to specific notes.   
- The staff ends with a half note Bb, marked *fff, harsh*.   
Staff A. II:   
- Starts with a half note Bb, marked *hmm*.   
- Next is a half note Bb, marked *ff*.   
- This is followed by a sixteenth-note run, marked *ff*.   
- Above these notes is the instruction "improvised, as before".   
- The staff then has a long rest, marked *cresc.*.   
- At the end of the rest, there is a half note Bb, marked *fff*.   
- Below this note is the instruction "Tear mouth-piece off instrument".   
- This is followed by a half note Bb, marked *fff*.   
- Below this note is the instruction "Put mouth-piece back on".   
- The staff ends with a half note Bb, marked *fff*.   
- Below this note is the instruction "stay still".   
The counter line is mostly blank, with a few notes and rests corresponding to the saxophone parts.   
A large watermark "NB noter" is overlaid on the score, with the text "This music is copyright protected" written diagonally across it.   
The score ends with the marking "278"//".

FORMAL PROCEDURES (2016)  
for tub alto saxophones and counter

FORMAL PROCEDURES (2016)  
for two alto saxophones and counter

AH. I TACET

AH. II X

Tear mouth -  
Piece of instrument

STAY STILL

(320")

Look BACK AT A. I

324" //

FORMAL PROCEDURES (2016)  
for two alto saxophones and counter

IV: DISTANTIAE

A. I

STAY STILL

(OPEN)

ff interruptive

sfz

ff as before

1 2 3 4 360"

A. II

put mouthpiece back on

improvise as before

PP, Singingly always

sight gesc.

FACE AWAY FROM A. I

The image shows a handwritten musical score for two alto saxophones (A. I and A. II) and counter. The score is written on two staves. The top staff is for A. I and the bottom staff is for A. II. The counter part is indicated by a line with an arrow pointing right. The score includes various musical notations, including notes, rests, and dynamic markings. There are also performance instructions written in the margins. A large watermark 'NB noter' is overlaid on the score.

FORMAL PROCEDURES (2016)

for two alto saxophones and counter


A. I

A. II

Continue to improvise on played pitches,  
but maintain a long, continuous  
glissando for the sung pitch; breathe when necessary

cresc.

STILL FACING AWAY FROM A. I → SLOWLY WALK FURTHER AWAY FROM A. I →  
DON'T LOOK BACK UNTIL INDICATED





FORMAL PROCEDURES (2016)

for two alto saxophones and counter

A. I *Repeat passage indicated*

A. II

*ff* *fff p* *fff p* *fff* */. pattern*

424''//

FORMAL PROCEDURES (2016)

for two alto saxophones and counter

A. I

ff WALK AWAY FROM A. II, STILL FACING A. II

ff > mf < ff sfz

STAY STILL →

460 //

A. II

improvise, as long as the song and played notes are present, any multiphonics and variations on timbre is allowed

fff, struggling, intense, as harsh as possible

Remove mouthpiece ↓

SLOWLY FALL TO KNEES →

KNEEL, still facing away from A. I

breathe heavily

?????

**NB** noter

This music is copyright protected

FORMAL PROCEDURES (2016)  
 for two alto saxophones and counter

⑤: APPREHENSION II

A. I  
 STAY STILL, PLAYING POSITION

A. II  
 breathe heavily  
 Look BACK AT A. I,  
 STILL KNEELING,  
 put mouthpiece  
 back on

pp < p, 'squeezed'  
 held, not improvised  
 dim.

ff  
 sfz  
 f  
 ff

1 2 3 4 496 //

TURN AWAY FROM A. I  
 REMAIN IN PLAYING  
 POSITION

*This music is copyright protected*


FORMAL PROCEDURES (2016)

for two alto saxophones and counter

A. I

A. II - SILENT, REMAIN IN PLAYING POSITION, KNEELING

532 //



FORMAL PROCEDURES (2016)

for two alto saxophones and counter

VI: EPILOGUE

A.I  
ff  
improvise on dyad  
sfz  
ff  
mf  
ff

A.II  
ff, frantic

Cb.  
(550)

1 2 3 568

NB noter  
This music is copyright protected

SLOWLY STAND UP, STILL FACING AWAY FROM A.I → REMAIN STILL AND IN PLAYING POSITION; STANDING, PREPARE TO REMOVE INSTRUMENT →

FORMAL PROCEDURES (2016)  
for two alto saxophones and counter

\*out of the audience's sight

continue from before

4 5

cb. (577//)

cb. (586//)

Counter Stop: 604//

A. I

A. II

STAY STILL, PLAYING POSITION → LEAVE STAGE SLOWLY AND SILENTLY, INSTRUMENT STILL IN POSITION. DON'T RETURN FOR APPLAUSE →

SLOWLY REMOVE INSTRUMENT, LAY THE SAXOPHONE ON THE FLOOR ← LEAVE STAGE QUIETLY, DON'T RETURN FOR APPLAUSE →

**NB**  
noter  
this music is copyright protected

20.01.16  
Jze Huang H